

The Villages®
Community Development Districts
Recreation & Parks



“Hospitality, Stewardship, Innovation & Creativity, Hard Work”

First Baptist Church Survey Instructions

Thank you for your interest and input regarding the renovation capital improvement project of the recently purchased First Baptist Church | 16985 SE 79th Clearview Ave | The Villages | Marion County.

Rank each item from 1 to 3, with “1” being the least desirable use of the area and “3” being the most desirable use of the area. Staff will compile the information, prepare a summary report and recommendation to the Amenity Authority Committee at their April 10, 2019 meeting.

OUR PURPOSE

To provide and preserve the lifestyle in The Villages, Florida’s Friendliest Hometown.

OUR VISION

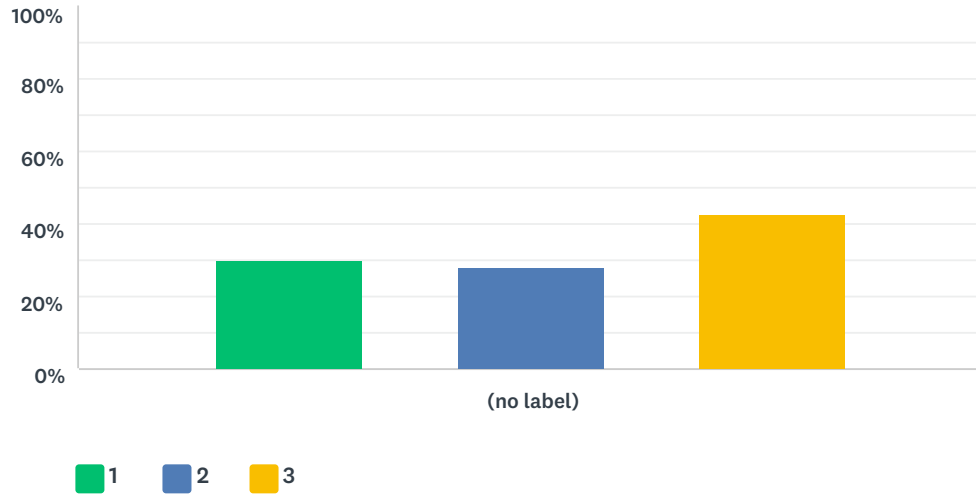
The recreation team of staff and resident volunteers will be the leader in changing the concept of recreation activities in the retirement industry.

OUR MISSION

To create and implement excellent recreational opportunities that promote an active and healthy lifestyle.

Q1 Arts & Crafts Room

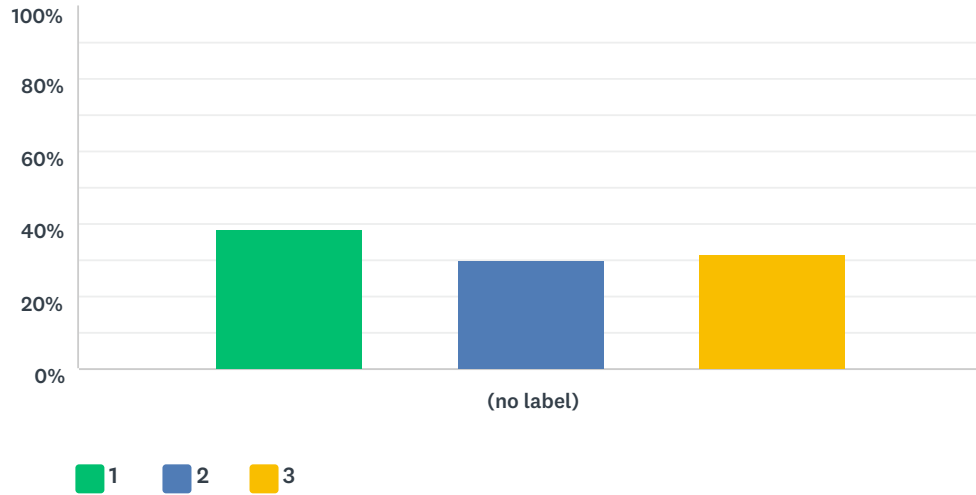
Answered: 2,420 Skipped: 369



	1	2	3	TOTAL	WEIGHTED AVERAGE
(no label)	29.83% 722	27.81% 673	42.36% 1,025	2,420	0.00

Q2 Billiard Room

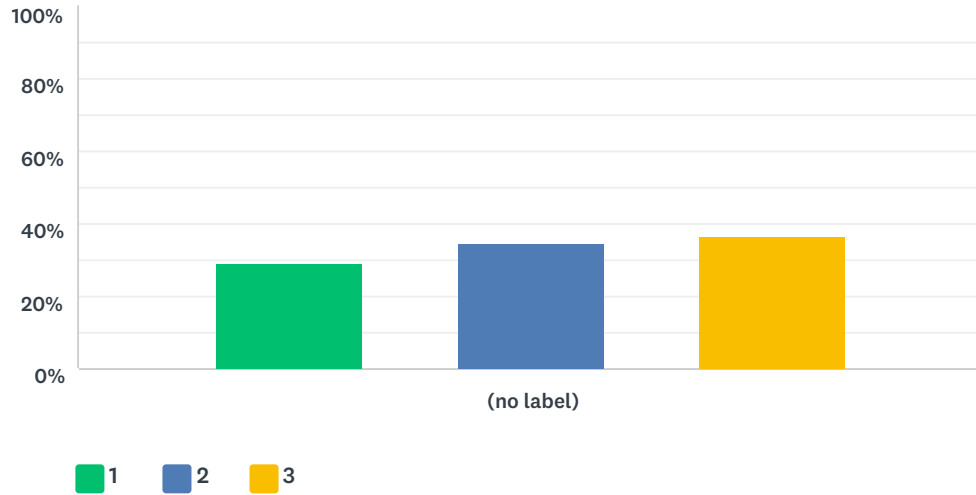
Answered: 2,376 Skipped: 413



	1	2	3	TOTAL	WEIGHTED AVERAGE
(no label)	38.55% 916	30.05% 714	31.40% 746	2,376	0.00

Q3 Card Room (Pre-Set)

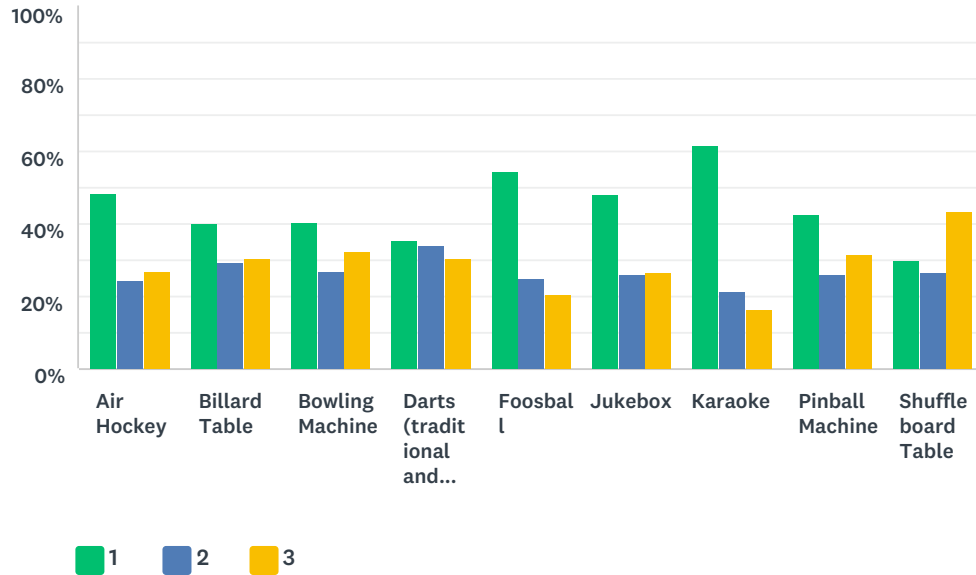
Answered: 2,356 Skipped: 433



	1	2	3	TOTAL	WEIGHTED AVERAGE
(no label)	28.78% 678	34.63% 816	36.59% 862	2,356	0.00

Q4 Game Room (Retro Arcade)

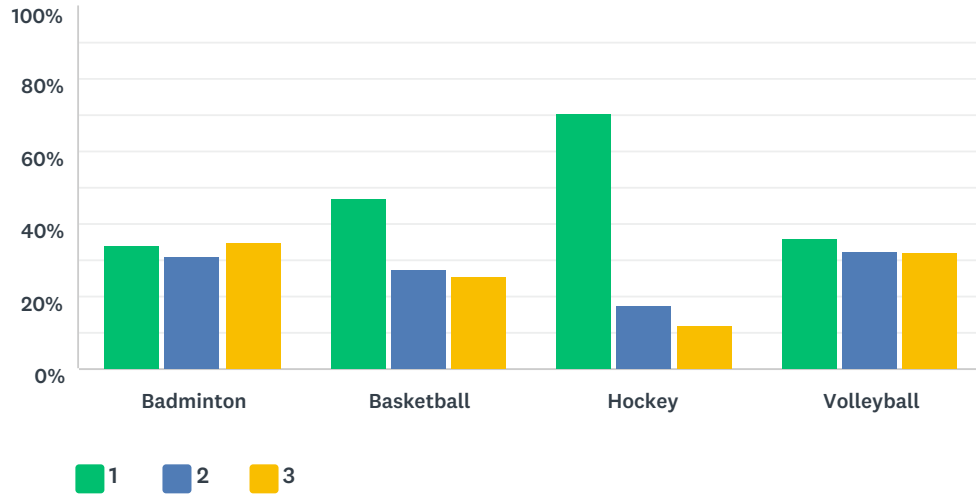
Answered: 2,451 Skipped: 338



	1	2	3	TOTAL
Air Hockey	48.25% 1,062	24.67% 543	27.08% 596	2,201
Billard Table	39.95% 879	29.64% 652	30.41% 669	2,200
Bowling Machine	40.37% 884	27.17% 595	32.47% 711	2,190
Darts (traditional and electronic)	35.39% 779	33.98% 748	30.62% 674	2,201
Foosball	54.72% 1,170	24.84% 531	20.44% 437	2,138
Jukebox	47.82% 1,033	25.79% 557	26.39% 570	2,160
Karaoke	61.73% 1,305	21.52% 455	16.75% 354	2,114
Pinball Machine	42.48% 927	26.21% 572	31.30% 683	2,182
Shuffleboard Table	30.13% 689	26.41% 604	43.46% 994	2,287

Q5 Game Room (Sport Court)

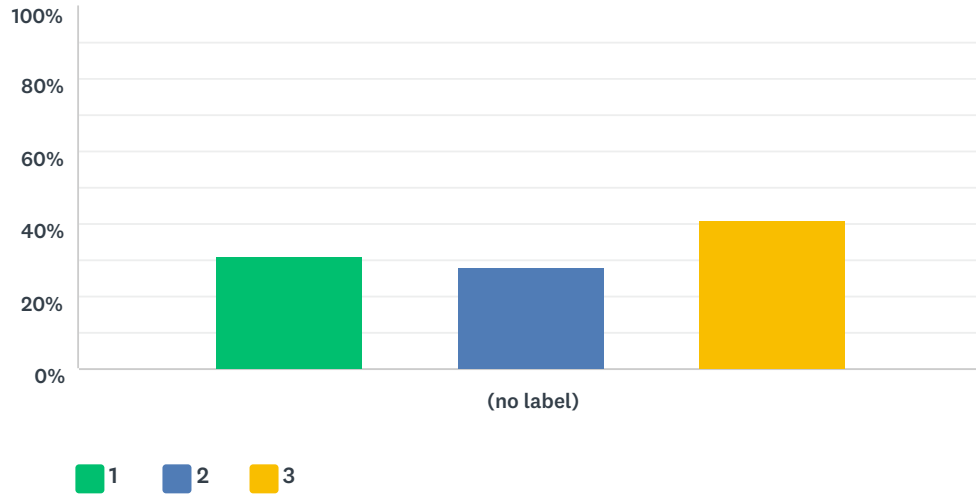
Answered: 2,303 Skipped: 486



	1	2	3	TOTAL
Badminton	33.94% 744	31.25% 685	34.81% 763	2,192
Basketball	47.05% 997	27.61% 585	25.34% 537	2,119
Hockey	70.25% 1,431	17.67% 360	12.08% 246	2,037
Volleyball	35.77% 784	32.44% 711	31.80% 697	2,192

Q6 Internet Library

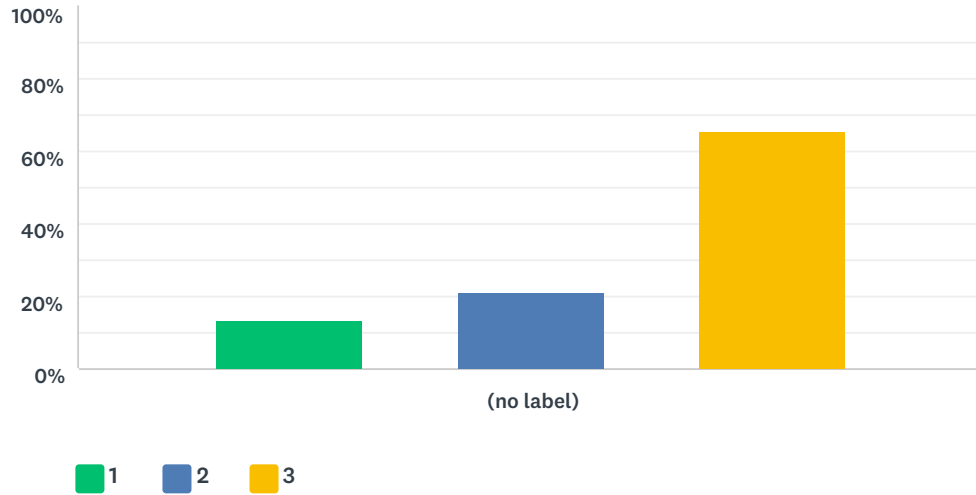
Answered: 2,291 Skipped: 498



	1	2	3	TOTAL	WEIGHTED AVERAGE
(no label)	30.86% 707	28.20% 646	40.94% 938	2,291	0.00

Q7 Kitchen Area

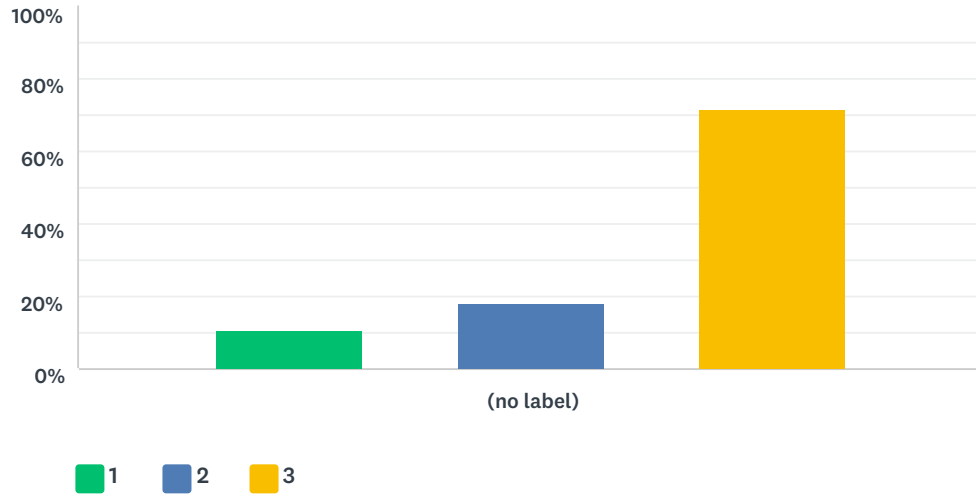
Answered: 2,452 Skipped: 337



	1	2	3	TOTAL	WEIGHTED AVERAGE
(no label)	13.58% 333	21.13% 518	65.29% 1,601	2,452	0.00

Q8 Multi-Use Room

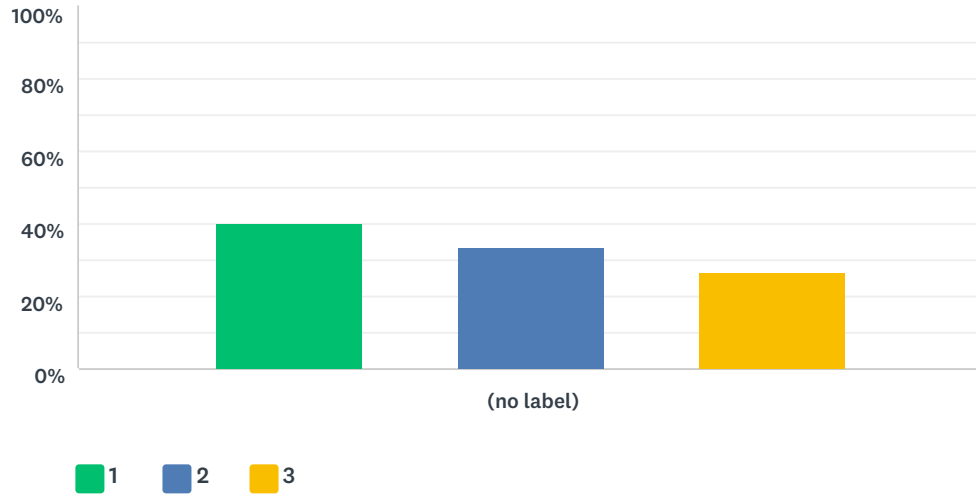
Answered: 2,428 Skipped: 361



	1	2	3	TOTAL	WEIGHTED AVERAGE
(no label)	10.67% 259	17.79% 432	71.54% 1,737	2,428	0.00

Q9 Puzzle/Reading Room

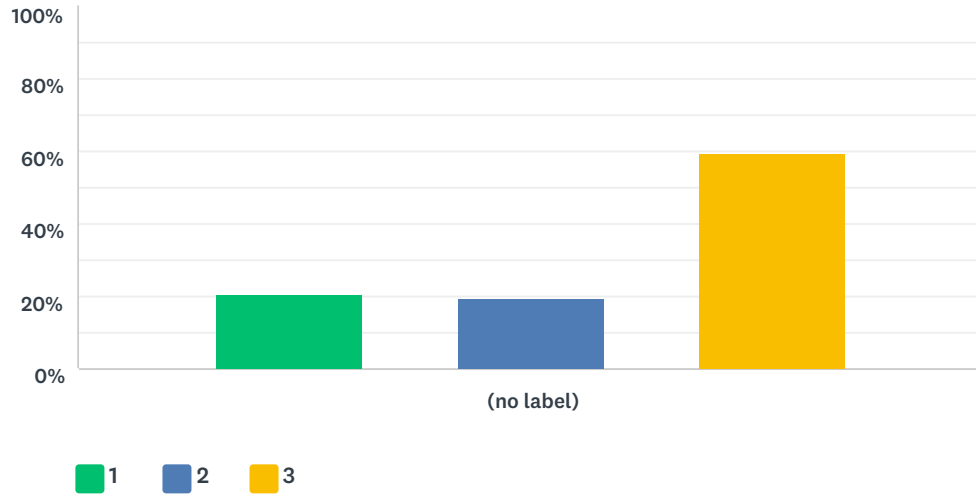
Answered: 2,256 Skipped: 533



	1	2	3	TOTAL	WEIGHTED AVERAGE
(no label)	39.94% 901	33.64% 759	26.42% 596	2,256	0.00

Q10 Snack Bar & Grill

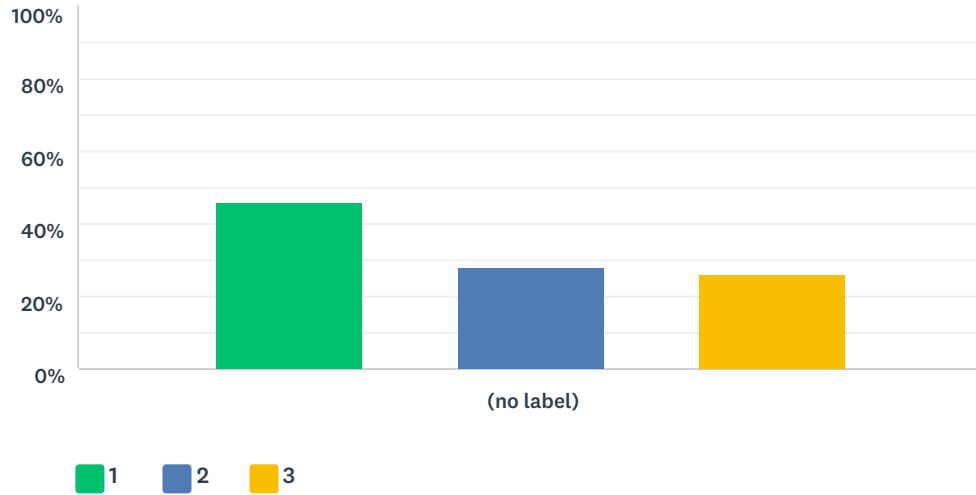
Answered: 2,454 Skipped: 335



	1	2	3	TOTAL	WEIGHTED AVERAGE
(no label)	20.74% 509	19.56% 480	59.70% 1,465	2,454	0.00

Q11 Archery Range

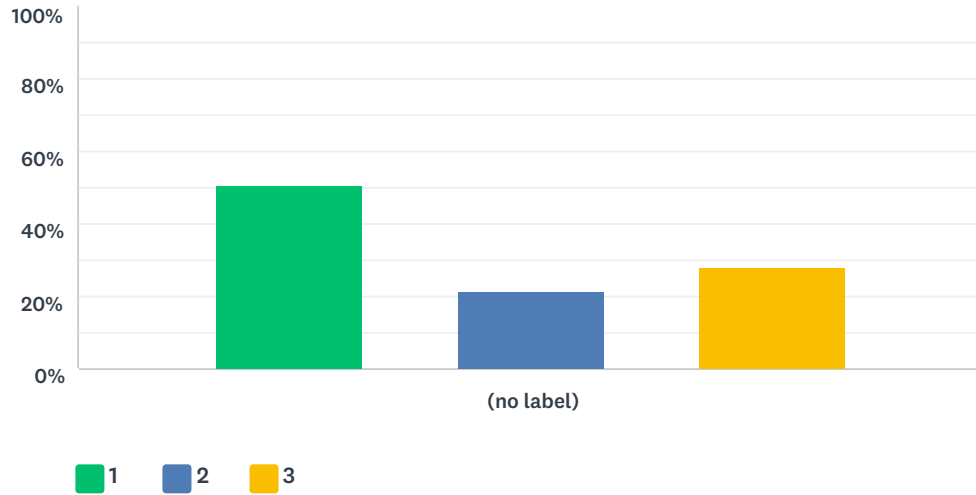
Answered: 2,273 Skipped: 516



	1	2	3	TOTAL	WEIGHTED AVERAGE
(no label)	45.84% 1,042	28.11% 639	26.04% 592	2,273	0.00

Q12 Air Gun Range

Answered: 2,273 Skipped: 516

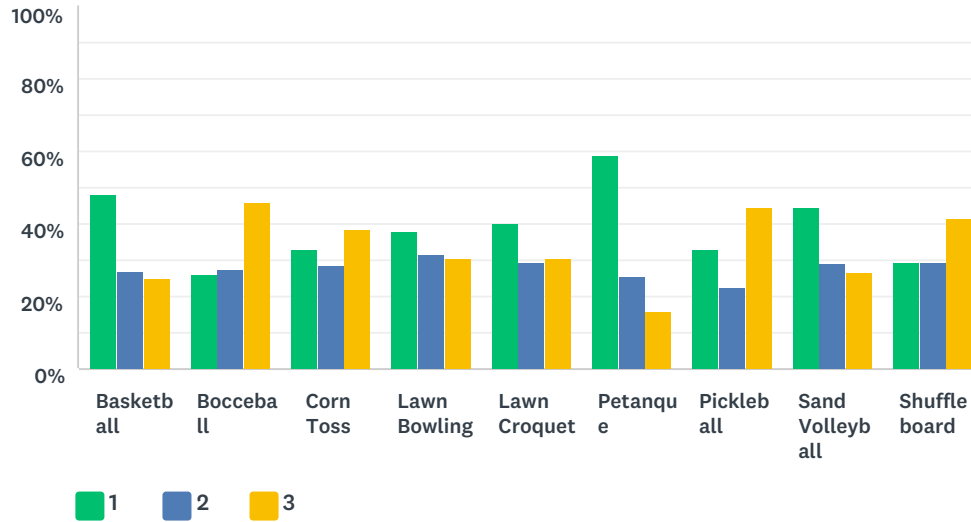


	1	2	3	TOTAL	WEIGHTED AVERAGE
(no label)	50.59% 1,150	21.60% 491	27.80% 632	2,273	0.00

First Baptist Church Survey

Q13 Courts

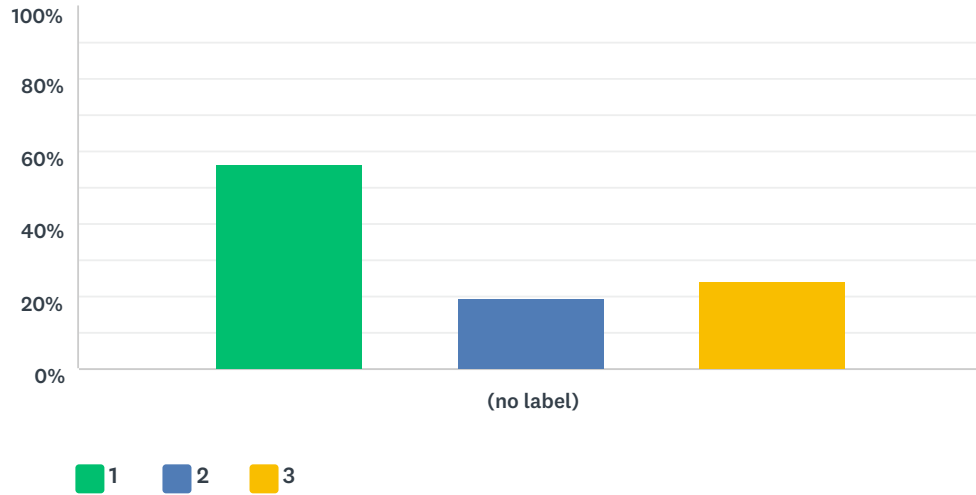
Answered: 2,482 Skipped: 307



	1	2	3	TOTAL
Basketball	47.95% 1,027	26.98% 578	25.07% 537	2,142
Bocceball	26.19% 594	27.65% 627	46.16% 1,047	2,268
Corn Toss	32.99% 737	28.56% 638	38.45% 859	2,234
Lawn Bowling	38.10% 829	31.48% 685	30.42% 662	2,176
Lawn Croquet	40.04% 874	29.64% 647	30.33% 662	2,183
Petanque	58.80% 1,193	25.28% 513	15.92% 323	2,029
Pickleball	32.99% 742	22.63% 509	44.38% 998	2,249
Sand Volleyball	44.71% 963	29.02% 625	26.28% 566	2,154
Shuffleboard	29.26% 649	29.35% 651	41.39% 918	2,218

Q14 Children's Playground

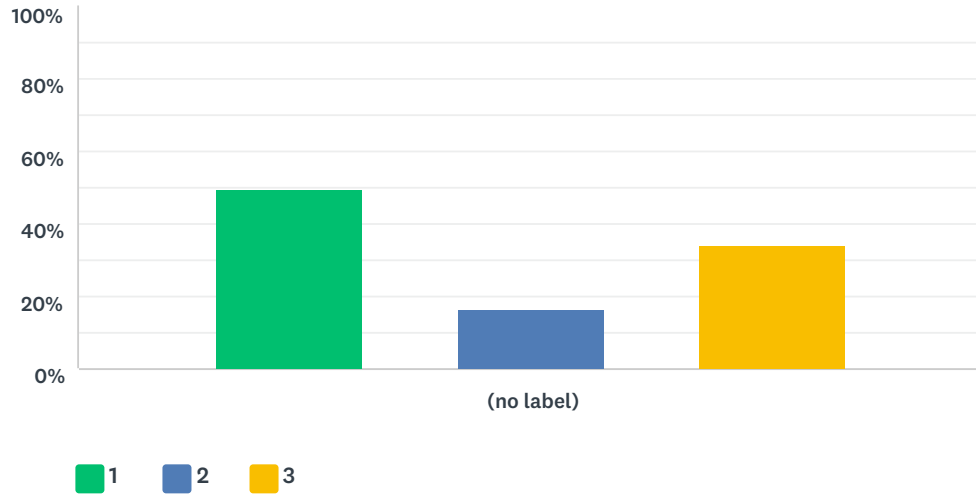
Answered: 2,245 Skipped: 544



	1	2	3	TOTAL	WEIGHTED AVERAGE
(no label)	56.70% 1,273	19.47% 437	23.83% 535	2,245	0.00

Q15 Dog Park

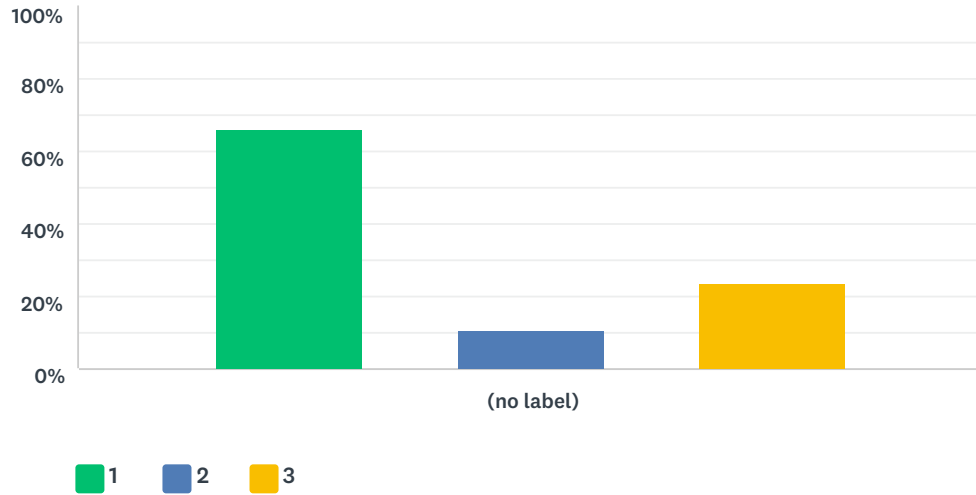
Answered: 2,317 Skipped: 472



	1	2	3	TOTAL	WEIGHTED AVERAGE
(no label)	49.46% 1,146	16.53% 383	34.01% 788	2,317	0.00

Q16 Dog Pool

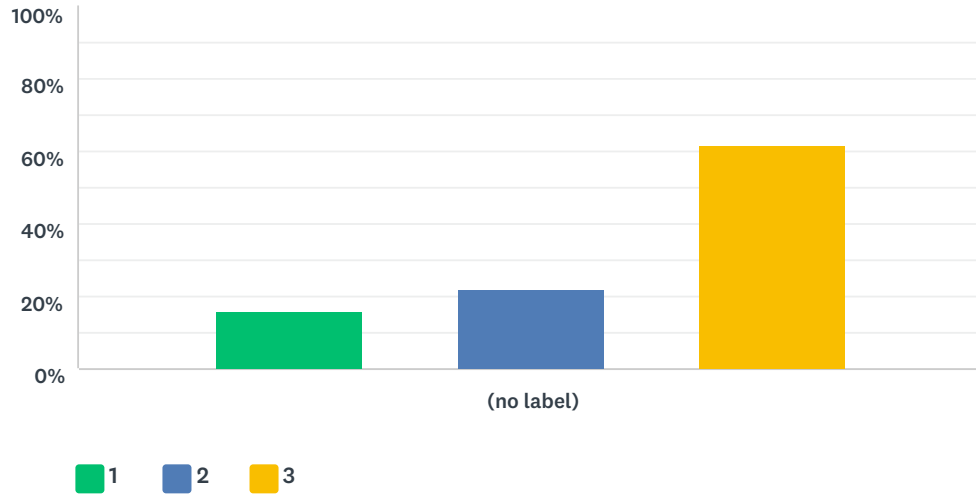
Answered: 2,245 Skipped: 544



	1	2	3	TOTAL	WEIGHTED AVERAGE
(no label)	66.06% 1,483	10.51% 236	23.43% 526	2,245	0.00

Q17 Exercise Equipment

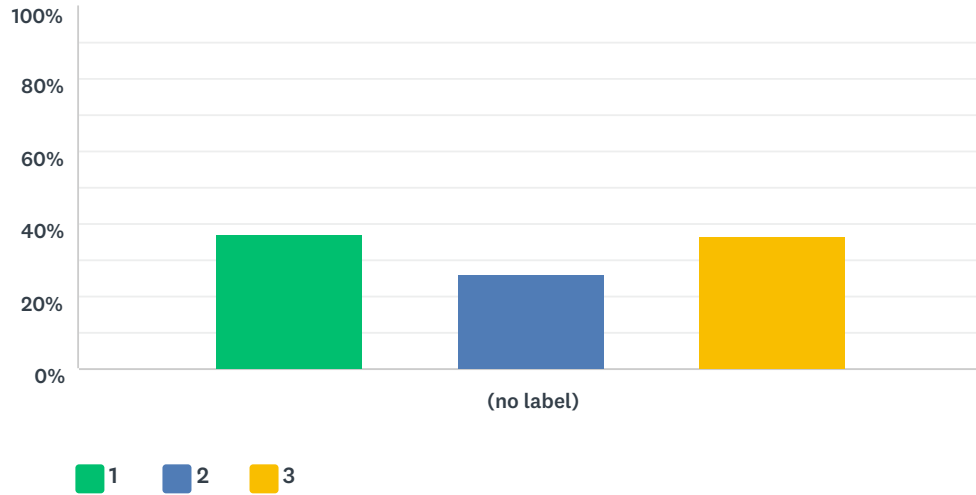
Answered: 2,386 Skipped: 403



	1	2	3	TOTAL	WEIGHTED AVERAGE
(no label)	16.18% 386	22.21% 530	61.61% 1,470	2,386	0.00

Q18 Fire Pit

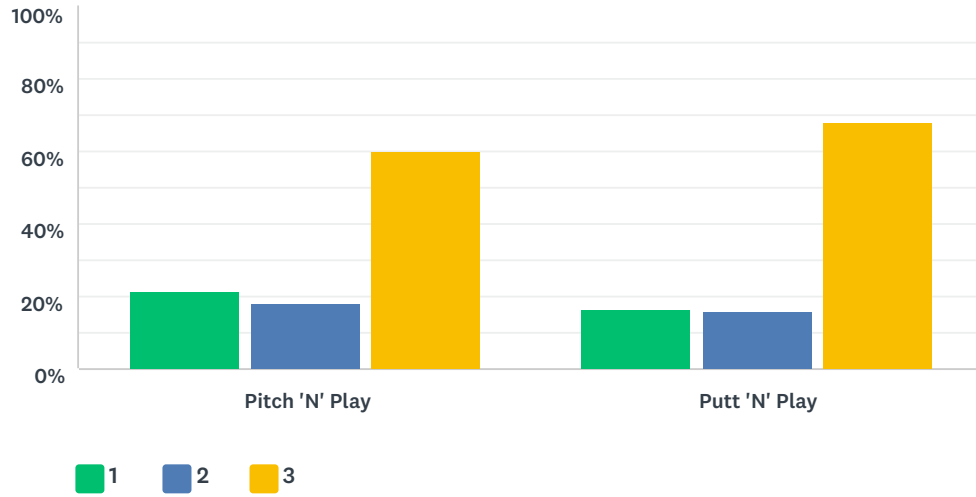
Answered: 2,286 Skipped: 503



	1	2	3	TOTAL	WEIGHTED AVERAGE
(no label)	37.23% 851	26.03% 595	36.75% 840	2,286	0.00

Q19 Golf

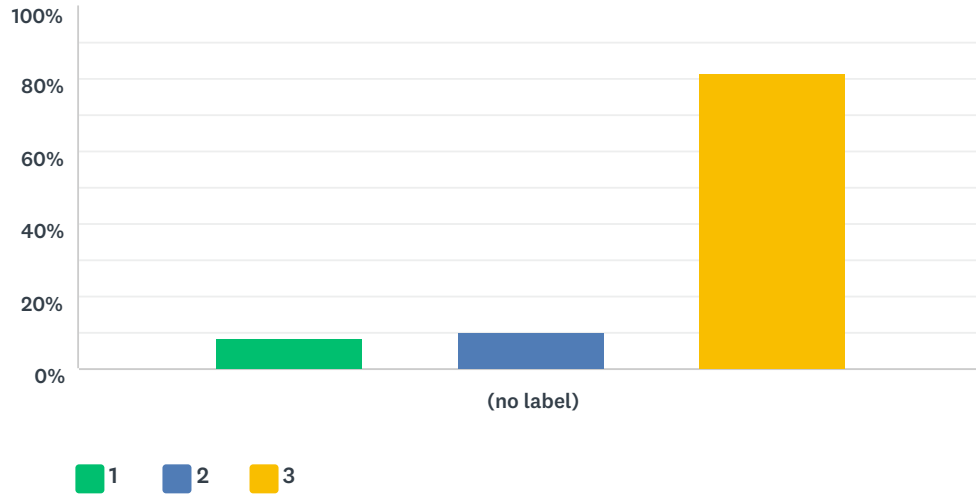
Answered: 2,439 Skipped: 350



	1	2	3	TOTAL
Pitch 'N' Play	21.67% 499	18.15% 418	60.18% 1,386	2,303
Putt 'N' Play	16.36% 381	15.76% 367	67.88% 1,581	2,329

Q20 Pavilion / Restrooms

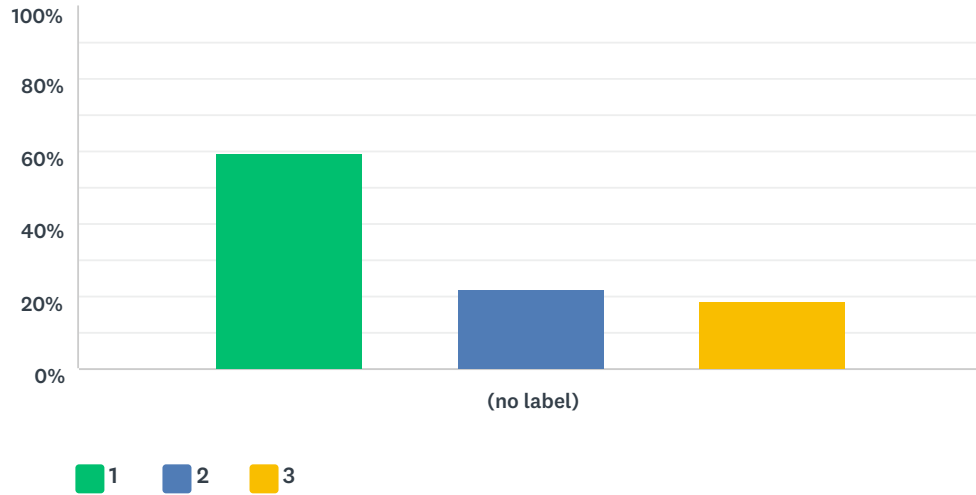
Answered: 2,386 Skipped: 403



	1	2	3	TOTAL	WEIGHTED AVERAGE
(no label)	8.47% 202	9.85% 235	81.68% 1,949	2,386	0.00

Q21 RC Car Track

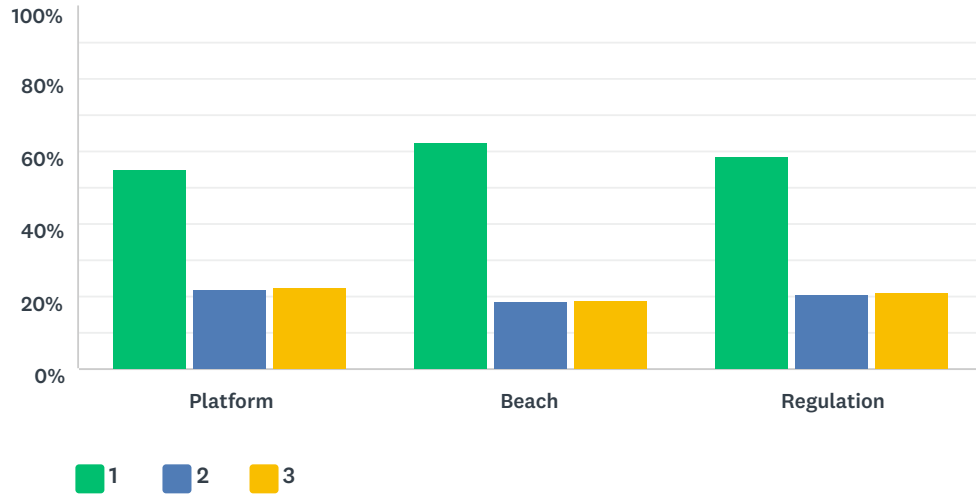
Answered: 2,156 Skipped: 633



	1	2	3	TOTAL	WEIGHTED AVERAGE
(no label)	59.37% 1,280	21.89% 472	18.74% 404	2,156	0.00

Q22 Tennis

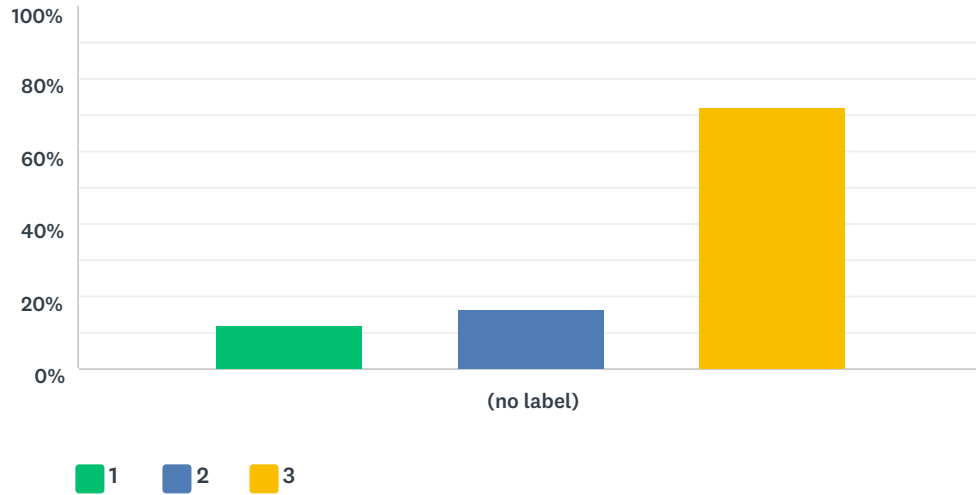
Answered: 2,260 Skipped: 529



	1	2	3	TOTAL
Platform	55.24% 1,196	22.08% 478	22.68% 491	2,165
Beach	62.73% 1,333	18.40% 391	18.87% 401	2,125
Regulation	58.42% 1,231	20.41% 430	21.17% 446	2,107

Q23 Walking Fitness Path

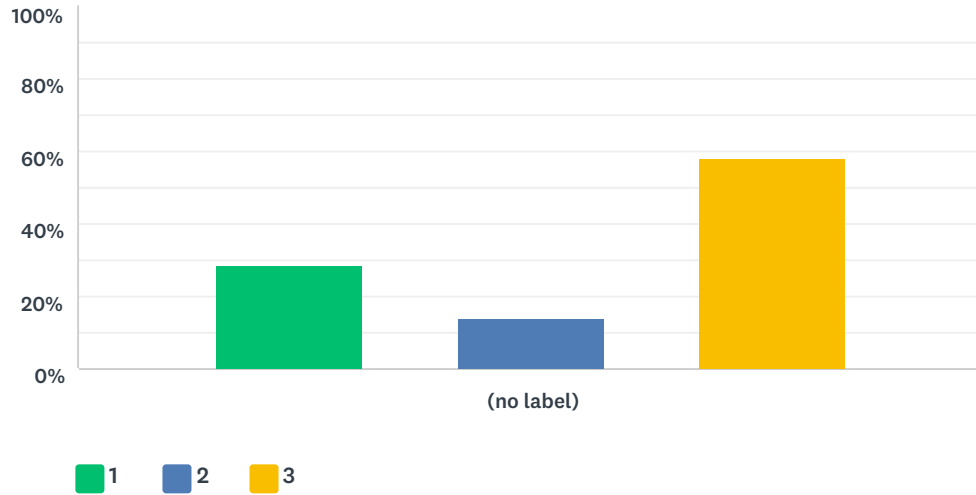
Answered: 2,439 Skipped: 350



	1	2	3	TOTAL	WEIGHTED AVERAGE
(no label)	11.77% 287	16.40% 400	71.83% 1,752	2,439	0.00

Q24 Indoor Pool

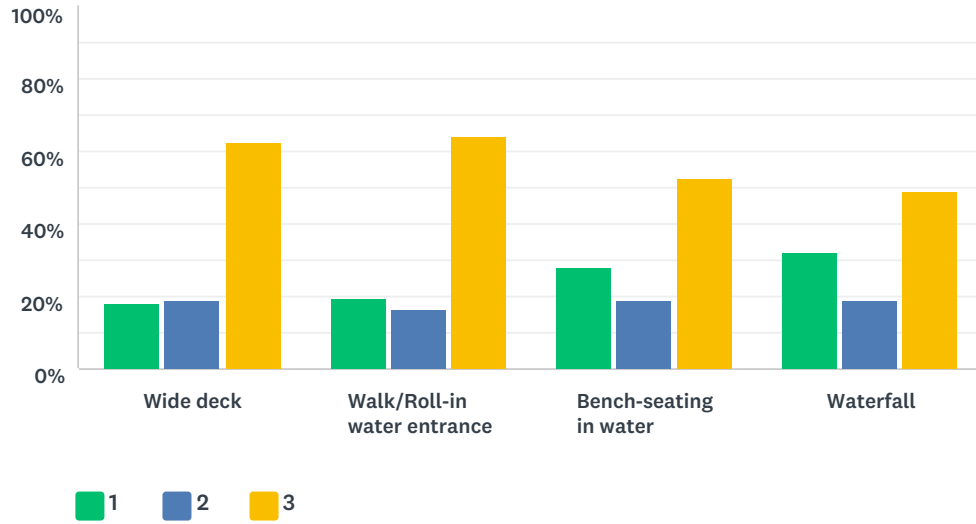
Answered: 2,366 Skipped: 423



	1	2	3	TOTAL	WEIGHTED AVERAGE
(no label)	28.28% 669	13.95% 330	57.78% 1,367	2,366	0.00

Q25 Fenney Resort-style Pool

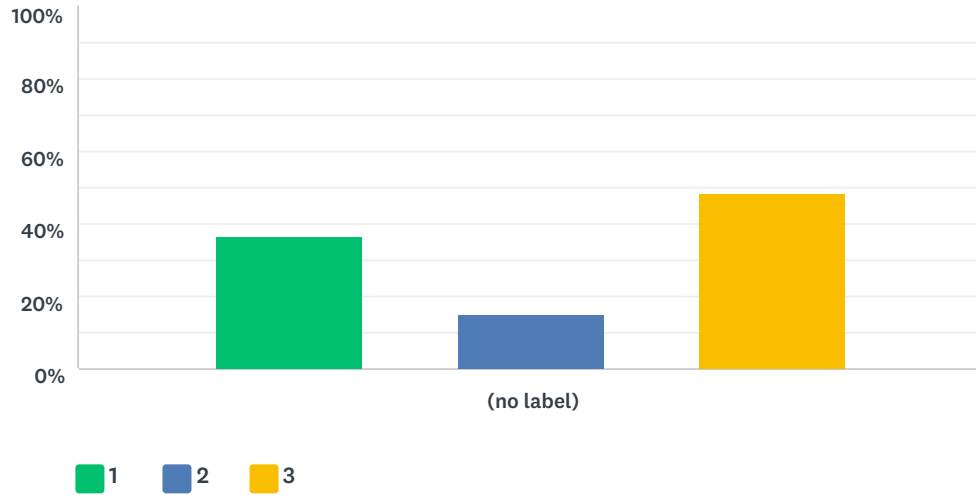
Answered: 2,422 Skipped: 367



	1	2	3	TOTAL
Wide deck	18.24% 424	19.06% 443	62.69% 1,457	2,324
Walk/Roll-in water entrance	19.31% 445	16.45% 379	64.24% 1,480	2,304
Bench-seating in water	28.23% 638	19.25% 435	52.52% 1,187	2,260
Waterfall	31.94% 726	18.92% 430	49.14% 1,117	2,273

Q26 Jacuzzi Hot Tub

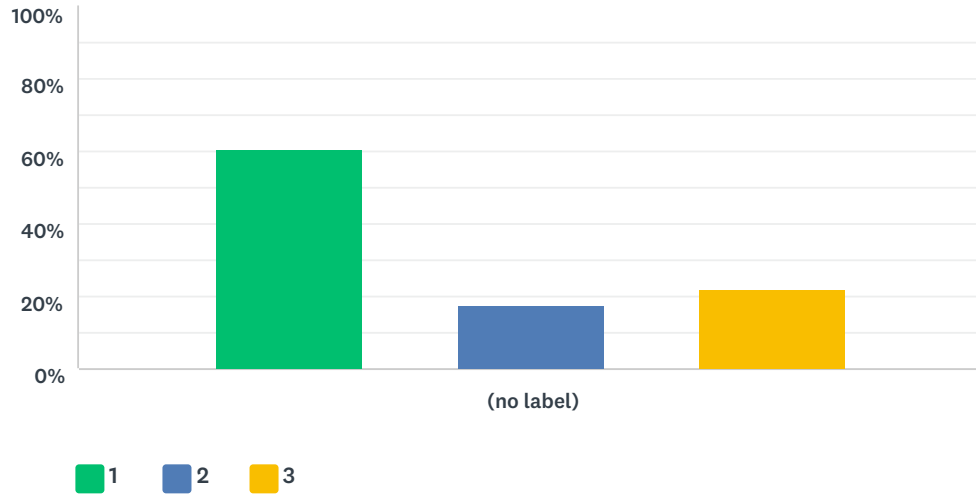
Answered: 2,350 Skipped: 439



	1	2	3	TOTAL	WEIGHTED AVERAGE
(no label)	36.43% 856	15.19% 357	48.38% 1,137	2,350	0.00

Q27 Children's Splash Park

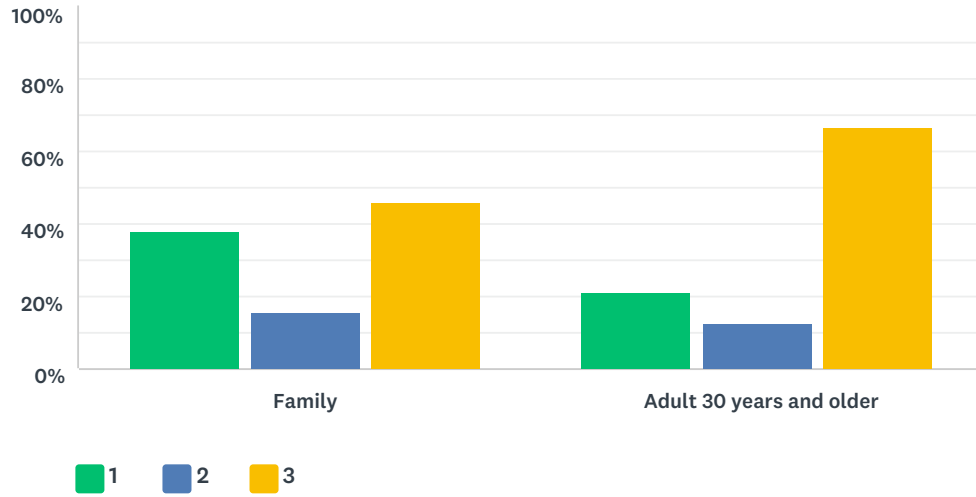
Answered: 2,244 Skipped: 545



	1	2	3	TOTAL	WEIGHTED AVERAGE
(no label)	60.38% 1,355	17.42% 391	22.19% 498	2,244	0.00

Q28 Pool Type

Answered: 2,453 Skipped: 336



	1	2	3	TOTAL
Family	38.11% 763	15.73% 315	46.15% 924	2,002
Adult 30 years and older	21.22% 432	12.33% 251	66.45% 1,353	2,036