

A large, white water tower stands against a clear blue sky. The tower has a spherical top section with a metal railing around the edge. The words "The Villages" are written in a large, elegant, cursive font across the top of the sphere, with "FLORIDA" in a smaller, sans-serif font below it. A decorative scrollwork element is positioned between the two lines of text. The tower's neck is a cylindrical structure with various pipes and equipment attached. The background shows a soft, hazy horizon, suggesting a sunrise or sunset.

2022

DISTRICT ANNUAL REPORT

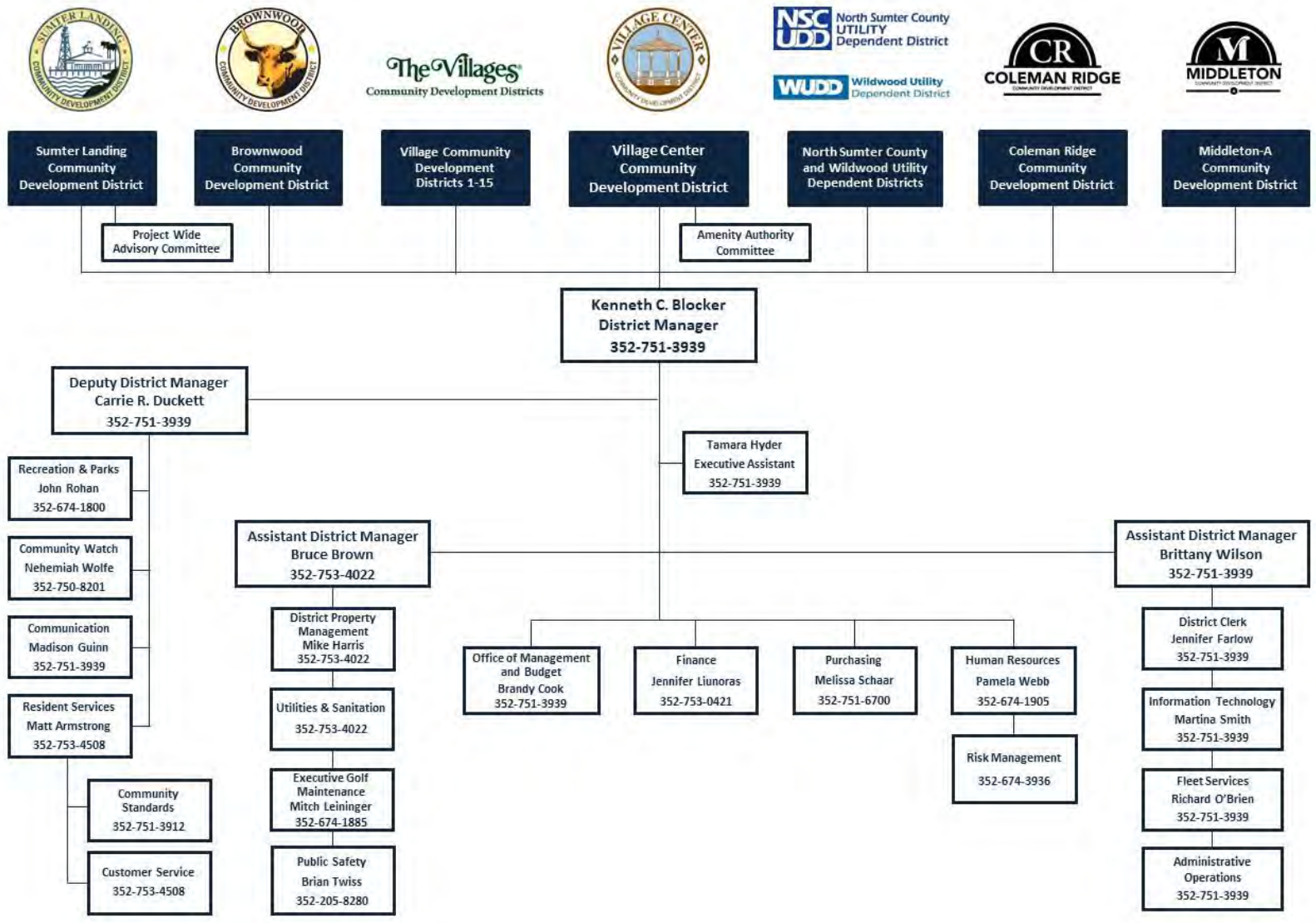
The Villages[®]

Community Development Districts

TABLE OF CONTENTS

District Organizational Chart	3
Message from the District Manager	4
Departments	
Budget	5
Community Standards	5
Community Watch	6
Customer Service Center	8
District Clerk	8
District Property Management	9
Executive Golf	14
Human Resources	16
Risk Management	16
Public Safety	17
Finance	19
Purchasing	19
Recreation & Parks	20
Utilities	23
District Management	25
Districts	
Village Center Community Development District (VCCDD)	26
- Amenity Authority Committee (AAC)	30
Sumter Landing Community Development District (SLCDD)	33
- Project Wide Advisory Committee (PWAC)	37
Brownwood Community Development District (BCDD)	40
North Sumter County Utility Dependent District (NSCUDD)	43
Wildwood Utility Dependent District (WUDD)	47
District 1	51
District 2	54
District 3	57
District 4	60
District 5	63
District 6	66
District 7	69
District 8	72
District 9	75
District 10	78
District 11	81
District 12	84
District 13	87
District 14	90

DISTRICT ORGANIZATIONAL CHART



Hospitality • Stewardship • Innovation & Creativity • Hard Work

MESSAGE FROM THE DISTRICT MANAGER



Welcome and thank you once again for another successful year at The Villages Community Development Districts. The year was full of excitement as well as economic challenges.

The challenges that hit the District head-on were inflation, rising interest rates, labor shortages, and supply chain issues.

The District met the economic challenges while continuing to meet the high standards we have set for The Villages. District Staff provided not only excellent opportunities to enjoy the lifestyle but also continued to maintain the facilities, infrastructure, and safety to ensure the continued success of The Villages.

First Responders Recreation Center was completed on time and under budget to the delight of the community. Residents have enjoyed the new recreation facility at the northern end of The Villages with excellent amenities. In addition, executive golf courses continue to see more than 2.5 million rounds of golf played and the team continues to maintain and renovate the golf courses to meet and exceed the standards of play.

The Department of Property Management continues its extraordinary work to maintain all of the District's assets. For example, they resurfaced 17 swimming pools, 28 tennis courts, 102 pickleball courts, 76 shuffleboard courts, 16 bocce ball courts, and 2 basketball courts. This is just a sample of all they do to maintain the assets supporting the lifestyle

opportunities here in The Villages. Finance refunded four of our District's bonds, saving approximately \$18.5 million. The Villages Public Safety Department successfully initiated ambulance transport service, securing 12 new ambulances, at a time in which ambulances were extremely difficult to obtain.

All of this work (and so much more) doesn't just happen. Planning is a key component to our success. The planning process begins with a financial plan, the Budget. The Fiscal Year Budget topped over \$479 Million. The partnership of District Staff and the various District Boards and Committees facilitated funds being appropriated to accommodate the needs for the District to maintain the lifestyle for all Residents to enjoy.

As you look over the Annual Report, I trust you will see the team at the District takes pride in maintaining the lifestyle that you moved here to enjoy. Our team of professionals are dedicated public servants that serve the Boards, residents, and visitors every day.

Enjoy and thank you for allowing me to serve as your District Manager.

Kenny Blocker
District Manager

BUDGET

March:
Department Budget Planning

March - May:
Public Workshops

Administrative Review

June:
Approve Proposed Budgets

Cost Allocation Process

September:
Adopt Final Budgets

\$479,207,589

FY21-22 ANNUAL BUDGET

\$29,246,048

IN CAPITAL PROJECTS

61

DISTRICT FUNDS

The Office of Management and Budget (OMB) follows a strategic Budget process that focuses on accountability and accuracy to develop, review and present the Districts' budgets and Capital Improvement Plans. The annual Approved Budget lays the foundation for a strong, effective District government.

In 2022, the OMB focused on improvements to the Cost Allocation process. A key improvement made was moving the process to the Spring which allowed for fewer adjustments to the Final Budget during the Summer. In addition, the OMB implemented several updates to the Budget Instructions,

including tuition reimbursements and reporting requirements. The OMB also played a key role in developing 5-year Capital Improvement Plans for Districts 1-11, the Project Wide Fund, the two Amenity Funds and the Utility Funds. These were presented at the May Budget Workshops with funding forecasts and options to assure the funds are available when necessary.

The OMB ensures that Budget forecasts are developed to include a balanced operating budget and funding plans for infrastructure needs while maintaining adequate reserves to uphold the Districts' overall long-term fiscal health.

The Villages®

Community Development Districts
Community Standards

COMMUNITY STANDARDS

VILLAGE OF
Sunset Points

8,514

ARC APPLICATIONS
PROCESSED

3,932

DEED VIOLATION
COMPLAINTS PROCESSED

FROM JAN-SEPT 2022, ASSISTED

3,137

WALK-IN RESIDENTS AT NEW OFFICE LOCATION

The Community Standards Department continues to make strides toward ensuring an efficient and effective department that assists Residents with any ARC or Deed Compliance needs. With the recently added Community Standards customer service office, staff was able to assist 3,137 walk-in residents.

Community Standards, working with Legal Counsel and at the direction of the Boards, established a process to collect fines levied on a property by filing a lien into the public records. Additionally, Community Standards also amended and restated

the Adopted Rules to allow for pressure washing of homes and walkways and trimming of hedges that are found in violation of their deed restrictions.

Community Standards will continue to work with the elected Boards and the community to ensure the aesthetics and beauty of The Villages are held to the highest standards.



COMMUNITY WATCH

The Villages®
Community Development Districts
Community Watch



RESPONDED TO

26,338

RESIDENT SERVICE CALLS IN 2022

RESPONDED TO

378,450

TOTAL SERVICE CALLS IN 2022

NOTIFIED HOMEOWNERS OF

7,559

UNSECURED GARAGE DOORS IN 2022

Community Watch continues to exemplify its mission to provide a safe community for residents and visitors in by working both behind the scenes and front and center throughout The Villages. In the last year, Community Watch added two new gatehouses as well as an additional Patrol Driver to their ranks. On January 28, 2022, Gate Attendants greeted 55, 989 vehicles passing through the staffed gates with the warm welcoming that The Villages is known for. In Fiscal Year (FY) 21-22, Gate Operations Attendants made 40,152 Adult Watch calls and Patrol Drivers were instrumental in saving 32 lives through this Program and their “two newspapers in the driveway” policy.

As the only non-emergency District Department open and operating 24/7, Community Watch answers all calls after

hours, on weekends and on holidays to assist the District Departments.

For example, Patrol Drivers take on duties for Recreation such as opening and closing of pools, bathrooms, dog parks and more after-hours.



C.H.I.R.P

Community Help Initiative Response Program

With the safety of Villages residents in mind, Community Watch launched the Community Help Initiative Response Program (CHIRP) during National Night Out on October 4, 2022. This valuable program was created to help ensure that residents are able to alert others in case of an emergency where they otherwise would not be heard. The conception and debut of CHIRP was years in the making and involved many hours of planning, preparation and hard work to accomplish. Since the program began in October 2022, over 5,000 CHIRP whistles, lanyards and information badges have been distributed to the community. This is a free service that Community Watch is proud to provide, the whistle and lanyard kits are available at the District Customer Service Centers, Community Awareness Presentations and various District events.



If you can be heard, you can be rescued!

2022 COMMUNITY WATCH PROGRAMS

15,200

House Checks Performed

40,152

Adult Watch Calls Made

93,605

Gate Wellness Calls Made



In addition to rolling out CHIRP, Community Watch furthered its community outreach initiatives by bringing back the reflective Slap Band Campaign. Patrol Drivers were seeing an increase in residents walking, jogging and bicycling outdoors at night or in the early morning hours when it was still dark out. In an effort to encourage these activities while also stressing the importance of being seen outdoors in the dark, Community Watch offered complimentary

complimentary reflective slap bands that could be worn



on wrists or ankles. Over 5,000 reflective bands were distributed and the safety campaign received very positive feedback.



NATIONAL NIGHT OUT 2022



For the third year, Community Watch hosted National Night Out, a nationwide event where the community

can meet and celebrate its first responders. This year's event took place at First Responders Recreation on November 4, 2022 and over 400 people attended.

First Responders from the Fruitland Park Police Department, Lady Lake Police Department, Wildwood Police Department, Leesburg Police Department, Lake County Sheriff's Office, The Villages Public Safety Department, Marion County Sheriff's Office, Marion County Fire Rescue, Sumter County Sheriff's Office and Sumter County Fire & EMS were all able to meet and mingle with the community and showcase the equipment and programs offered by their agencies.





ANSWERED

66,581

PHONE CALLS

ASSISTED

27,098

WALK-IN RESIDENTS

SOLD

99

MEMORIAL BRICKS

PROCESSED

4,575

VILLAGE IDs

The Customer Service Department is the first stop for residents when they visit the District Office. The department is responsible for organizing various District programs, including Adopt-a-Bench, Memorial Bricks, all three Community Watch Programs, Resident Academy, and Government Day to name a few.

The Customer Service Department is required to know information about a variety of topics and programs in order to direct residents to the right resources. The District Customer Service Center Team gives directions, provides valuable information and answers questions pertaining to various District Departments and community partners.

DISTRICT CLERK



The Villages®
Community Development Districts
Clerk

CREATED AGENDAS & MINUTES FOR

261

BOARD & COMMITTEE MEETINGS

THE CLERK'S OFFICE EXPENDED

894

HOURS PREPARING MEETING MINUTES

SCANNED OVER

34,000

PAGES OF PUBLIC RECORDS

The District Clerk's Office serves as an integral part of the government process for the 19+ Boards and Committees within The Villages Community Development Districts and directly supports the 100+ Elected Officials and Committee Members within the Districts. In FY21-22, the Clerk's Office implemented several improvements that greatly enhanced day-to-day operations as well as services provided to the public:

- Implemented the CivicClerk platform for publication of Board and Committee Agendas and Minutes.

- Using CivicClerk, audio recordings from Board and Committee Meetings are available on DistrictGov.org to allow residents to listen to previous meetings.
- Audio enhancements were made at Board and Committee Meetings to improve sound quality.
- Created an additional Deputy District Clerk position and filled the role.
- Eliminated the use of a storage unit to house public records, resulting in annual cost savings.



RESURFACED

17

SWIMMING POOLS

ACHIEVED A COST SAVINGS OF OVER

\$100,000

USING TECHNOLOGY TO PERFORM INSPECTIONS

MAINTAINED OVER

90

SQ. MILES OF INFRASTRUCTURE

District Property Management (DPM) is focused on maintaining over 90 square miles of The Villages to exceptionally high standards, ensuring that you enjoy the same quality of life and aesthetics as you did when you first moved to the community. Across all six Divisions — Landscape, Water Resources, Infrastructure, Town Centers, Facilities and Construction and Fire Stations — DPM staff works every single day to preserve the community’s aesthetic and environmental standards by managing, maintaining and preserving the District government’s physical assets, infrastructure and natural resources. DPM staff takes tremendous pride in their work and strives to always exceed expectations to ensure that residents, guests and members of the public alike truly enjoy The Villages Community and all it has to offer.

The work never stops in District Property Management. We have an amazing team of staff who are here to serve and support the residents of our community in all we do.

Infrastructure Division

Much of what we do you may never see. We have a robust Stormwater Pipe Inspection Program which inspects every pipe in The Villages on a set 5-year and 10-year schedule. This allows us to identify potential failures in advance and take corrective action to ensure all pipes are prepared to handle any storm events. The Infrastructure Division is in charge of stormwater pipes, mill and overlay for roads and parking lots, multi-modal paths, Village entries, fencing, tunnels, bridges, fountains, water features and our preserves and wetlands.

Black Lake Walking Path

The Infrastructure Division is proud to have provided project oversight of the Black Lake Walking Path. The six-foot-wide path features a Flexi-Pave surface and includes a 110 linear-foot elevated boardwalk to allow proper drainage during storm events.



The Landscape Division did an excellent job managing the reconstruction of turf and plant material, adding to the scenery along the path while ensuring all irrigation was installed to the highest standards for healthy growth.

In 2022, the Infrastructure Division purchased a Deep Trekker Crawler System, which is a remotely operated vehicle to perform video inspections and identify issues with stormwater pipes, including those filled with debris and water. This has greatly enhanced our pipe inspection process by allowing us to inspect pipes when needed without having to involve contractors and divers. As of May 2022, we’ve performed more than 25 inspections, saving over \$100,000.





Landscape Division

Responsible For...

1.7+

Million Annuals

80+

Million Sq. Ft. of Turf

24+

Million Sq. Ft. of Bed Spaces

75,000+

Trees and Palm Trees

No division has more visibility to the public than the Landscaping Division. As The Villages steadily continues to grow, more land is added to the responsibility of the District Property Management Landscape Division to maintain, enhance and preserve.

After Hurricanes Ian and Nicole, the Landscape Division completed massive cleanup operations, restoring the beauty of our community with minimal impact on residents.

Every single day of the year, the Landscape Division is maintaining the aesthetic beauty of our community — from turf, to flower beds, to landscaping, to over 47,000 trees and 25,000 palm trees, there is always work to do.



Town Centers Division

Our Town Centers have been getting a refresh as well with new paint, new benches and more. The Antique Conestoga Wage in Spanish Springs was recently replaced along with the Harold Schwartz and World of Beer Trellises. All of the trees along US HWY 441 at Spanish Springs were trimmed and the Division will be renovating the front entrance to enhance the overall appearance with new design aesthetics, a new flagpole, new landscaping and a new color scheme. You will see quite a bit of activity by DPM staff to maintain our Town Centers and ensure they are as clean as possible with new paint, pressure washing and replacement of boardwalks, sidewalks and other aesthetic features.



The Landscape Division focuses on conservation efforts by increasing the number of Florida-Friendly Landscaping options that reduce water usage and maintenance cycles.



In Brownwood, the Town Centers Division removed the Water Tower and Windmill due to safety concerns on the wood and rebuilt them with Corten and Galvanized Steel, ensuring the structures have a 100+ year life span.

In FY21-22, the Town Centers Division also completed:

- Antique wagon replacement at Spanish Springs.
- Replacement of the flag pole at Spanish Springs.
- Roof replacements at Lake Sumter Landing Gazebo and Wilkerson Creek Playground Picnic Pavilion.
- Replaced the Lake Sumter Landing navigation lights.

Water Resources Division

Did you know that the DPM Water Resources Division maintains nearly 800 basins that are part of our overall stormwater retention and distribution system?

Our advanced stormwater system is specially designed to hold and re-distribute stormwater and effluent for other uses, including irrigation on golf courses, common areas and even reclaimed water for residential use.



The Water Resources Division performs maintenance to control aquatic weeds and vegetation and maintains the complicated system of pumps and valves which allow us to move water as needed across The Villages.

The Water Resources Division was well prepared ahead of Hurricanes Ian and Nicole and worked tirelessly before the storms made landfall to ensure that no homes or roads would flood from the heavy rains.

In FY21-22, the Water Resources Division:

- Repaired and rejuvenated 18 pump stations.
- Replaced 4 pump station sluice gates.
- Replaced 5 pump station roofs.
- Painted the exteriors of 5 pump stations.
- Maintained 49+ acres of littoral shelf areas.
- Oversaw aquatic weed and vegetation control for 537 basins totaling 1,656.61 acres.

Facilities Division

The Facilities Division maintains all of our recreation amenities. This has been a busy year, with the renovation of 226 Sports Courts (pickleball, tennis, platform tennis, bocce, shuffleboard and basketball), as well as the full renovation of 16 pools (Sports, Adult and Family). The Facilities Division repainted the exterior of 34 Recreation Centers, replaced 3 Recreation Center roofs, resurfaced 3 Postal Station parking lots, sealing and striping of 17 additional parking lots and completed improvements at 3 softball complexes (7 fields).



Sports Courts Resurfaced

28

Total Tennis Courts

102

Pickleball Courts

76

Shuffleboard Courts

16

Bocce Courts

2

Basketball Courts

DPM constantly performs a variety of maintenance at all of our Recreation Amenities, including painting, new wallpaper, new flooring, new fixtures, new furniture, new lighting, pressure washing, landscape maintenance and much more. The Facilities Division maintains our physical assets to the highest possible standards to ensure that you enjoy these great amenities without worrying about the work that goes on behind-the-scenes to keep them in exceptional condition at all times.

In addition, the Facilities Division completed:

- 226 Sports Court resurfacing projects.
- 16 pool renovations (Sport, Adult & Family).
- Exterior painting of 34 Recreation Centers.
- Roof replacements of 3 Recreation Centers.
- Pavement management – resurfaced 3 Postal Station parking lots and resealed and striped 17 parking lots.
- Maintained 3 Softball Complexes consisting of 7 softball fields.

several construction projects which held to meet those goals and reduce service delivery costs. With the acquisition and overhaul of the District Fuel Facility, the District now maintains and operates our own fuel depot for all District vehicles, including The Villages Public Safety Department’s fire engines and ambulances. This ensures an adequate supply of fuel for sustained operations in the event of a large-scale natural disaster. In addition, renovations and an expansion were completed on the Operations Annex facility which optimized space for the department as well as for Community Watch. DPM is now actively working on improvements for Fire Station #41 and #43 and is planning renovations for Fire Station #51. In addition, DPM is now beginning the design phase for a brand-new Fire Station which will be Station #46.

During the August 2022 Amenity Authority Committee (AAC) Meeting, Committee Members authorized the District to proceed with the Capital Improvement Project for the Demolition and Rebuild of Paradise Recreation. District Property Management is currently developing conceptual design plans based on resident and Committee input and anticipates presenting them to the AAC in April of 2023.

The Construction Division has also completed several trellis replacement projects in Spanish Springs as well as the installation of a new shade pavilion at Rohan Recreation Center. The Division is currently working on range improvements at Soaring Eagle Air Gun Range.

Construction Division

A large part of the Construction Division’s focus is improving the effectiveness and efficiency of project execution and delivery. Recently, DPM completed



First Responders Construction and Development Project

One of the biggest accomplishments of the year for DPM was the completion and grand opening of the First Responders Recreation Center. Not only was this the largest construction project ever taken on by DPM, but it's also one of the few Recreation Centers that was built and designed by the District from the ground up. Dedicated to our First Responders, it contains hundreds of donated items commemorating Fire, Police and EMS personnel. District Property Management served as the Project and Construction Manager and was able to provide a world-class facility full of incredible amenities that far exceeded expectations.



Before



After



Before



After

The following construction projects will be completed during FY22-23:

- District Annex Buildout for Community Watch Office.
- Renovation of Alhambra Building for Community Watch Office.
- Soaring Eagle Air Gun Range improvements.
- Fire Station #41 improvements.
- Fire Station #43 improvements.
- Fire Station #51 renovation.



2,500,000+

ROUNDS OF EXECUTIVE GOLF PLAYED IN FY21-22

423

EXECUTIVE GOLF COURSE HOLES MAINTAINED

Mira Mesa Executive Golf Course Capital Improvement Project

The Mira Mesa Executive Golf Course was revitalized this past year as part of a Capital Improvement Project. The additions and improvements to the course consisted of bunker enhancements, new greens, tees and fairways. In addition, improved playability features and landscape enhancements were added.



MIRA • MESA
Executive Golf Course
RENOVATION UPDATE

Your input at work!

The Amenity Authority Committee (AAC) approved the renovation of Mira Mesa Executive Golf Course.

RENOVATIONS INCLUDE

- New Greens
- New Tees
- New Fairways
- Improved Bunkers
- Landscape Enhancements
- Other Modifications

ESTIMATED TIMELINE

- February – April 2022
Vendor Bid & Board Approval
- May – October 2022
Renovation & Grow-in Period
- Late Fall of 2022
Course Opening

Dates are subject to change.

The Villages®
Community Development Districts
Executive Golf
DistrictGov.org

For additional information and updates, please visit the Executive Golf page at DistrictGov.org or call the Executive Golf office at 352-674-1885.





A new and improved online payment portal was launched that allows residents to easily enhance their golfing experience and purchase Executive Golf Trail Passes.

All New Online Payment Option

Purchase an Executive Golf Trail Pass or Country Club Membership Enhancement, now offered online.



GolfTheVillages.com/Membership

The Villages®
Community Development Districts
Executive Golf

The Villages®
Golf & Tennis

First Responders Amenities

The Executive Golf Maintenance Department added the First Responders putting course, lawn bowling and multi-purpose field to their maintenance roster following the grand opening of First Responders Recreation.




Capital Improvement Cart Path Project

- Volusia #3
- Palmetto #8
- Yankee Clipper #6

The cart paths on the par 4 holes of the Volusia, Palmetto and Yankee Clipper Executive Golf Courses were connected during the Capital Improvement Cart Path Project. This project fully connected the courses with cart paths and enabled them to accommodate play during the rainy season by protecting the courses from any cart damage. This project also came in under budget.





OVERSAW

1,288+

DISTRICT EMPLOYEES

HIRED

266

NEW EMPLOYEES IN FY21-22

ADMINISTERED

6,800+

TRAINING COURSES TO DISTRICT EMPLOYEES

The Human Resources (HR) Department continues to evaluate processes and procedures on all levels to enhance proficiencies and increase effectiveness while maintaining the quality of service to our staff, residents and guests.

To further invest in our employees, HR implemented an online tuition reimbursement platform to streamline the education benefit process. This platform also provides access to accredited universities offering tuition discounts.

In response to staffing shortages, HR partnered with the Community Watch and Recreation & Parks Departments to fill numerous vacancies. An idea was developed to hold same-day hiring events to fill a variety of part-time positions. This new venture was a huge success and helped to fill over 150 vacancies. HR clearly exhibited the District Core Value of Innovation & Creativity in their efforts to attract and retain quality candidates.

RISK MANAGEMENT



The Villages®

Community Development Districts
Risk Management

ACHIEVED COST SAVINGS OF

\$5,000

THROUGH THE TIPS PROGRAM

MONITORED INSURANCE STATUS OF

1,100+

VENDORS

MONITORED

950+

DISTRICT EMPLOYEE LICENSES

The Risk Management (RM) Department monitors the driving records of more than 950 employees who drive a District vehicle to lower potential risks and to decrease the District's Auto Liability insurance premiums.

Insurance policies, coverage limits and renewals for over 1,100 vendors are reviewed by RM before they are allowed access to District-owned property. This results in a transfer

of risk and lower insurance premiums for the District.

The Preferred TIPS program is an insurance premium reimbursement program with matching training/safety incentives that can be applied for by any current member of the Preferred Governmental Insurance Trust (PGIT). RM applied for and received the maximum insurance premium reimbursement of \$5,000 for the District.



SAVED OVER
\$13,000,000
 IN PROPERTY AND CONTENTS

28,432
 TOTAL INCIDENT CALLS IN FY21-22

64%
 OF INCIDENTS WERE RESCUE & EMERGENCY MEDICAL SERVICE CALLS

The Villages Public Safety Department (VPSD) continues to strive for improvements and works hard to make a positive impact on the community. As of FY21-22, VPSD is comprised of 150 Firefighters, 6 Battalion Chiefs and 8 Fire Stations. The Villages Public Safety Department was first organized in 1998 by the Village Center Community Development District in response to a rapidly growing community. The Villages Public Safety Department began as a one-station department with one fire chief and 12 firefighter/paramedics in 1999. Transitioning to the present, VPSD is now an all-hazards department protecting the largest single-site residential real estate development and largest retirement community in the United States.

The Villages Public Safety Department serves a population of over 133,000 residents, with a response zone spanning over 90 square miles: this area encompasses all of The Villages, including the areas of Lady Lake, Fruitland Park, and soon-to-be Leesburg. In addition, the local area has thousands of visitors and many others that are employed within the community. Growth and increase in population have and will provide for specific risks which The Villages Public Safety Department considers, prepares for and deploys its resources to.

During FY21-22, VPSD Firefighters saved a total of **over 13 million dollars** in property and contents. This was accomplished through strategic station locations, enhanced staffing and efficient fire-scene operations.

AVERAGE TOTAL RESPONSE TIME

5 MINUTES 45 SECONDS

FY 21-22 INCIDENT TYPES	
Fires	205
Rescue & Emergency Medical Service	17,937
Hazardous Condition (No Fire)	200
Service Call	7,147
Good Intent Call	2,010
False Alarm & False Call	848
Misc.	85
Total Incidents in FY21-22	28,432

OTHER SERVICES

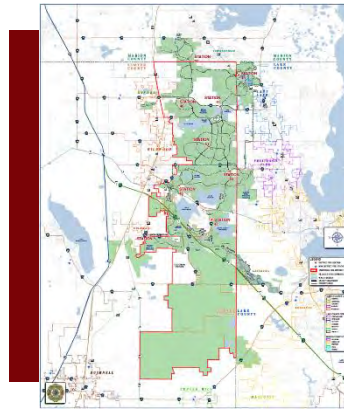
- Smoke Detector Program
- Technical Rescue Team
- Hazardous Materials Response
- CPR & First Aid Classes
- Public Education Events
- Community Emergency Response Team (CERT)
- AED Program



As The Villages continues to grow, The Villages Public Safety Department grows simultaneously to meet the needs of the community and uphold their commitment to the public they serve, and have served, for over 20 years.

As scheduled, on October 1, 2022 at 00:00:01 hours, VPSD successfully deployed nine ambulances for the purpose of providing Advanced Life Support (ALS) ambulance transport services to the residents and guests of The Villages and surrounding areas, as per the interlocal and mutual aid agreements in place.

Now that VPSD has begun providing Ambulance transport services to The Villages Community and surrounding areas with the addition of 9 fully equipped ambulances and 3 spares, the focus remains on delivering the highest level of care while also planning for the future.



VPSD's current response area spans over 90 square miles. They also serve areas in Fruitland Park, Lady Lake, Lake County, Wildwood, Marion County, Sumter County and Leesburg.

First Month of ALS Transport Services

AVERAGE TOTAL RESPONSE TIME

7 MINUTES **13** SECONDS

TOTAL NUMBER OF TRANSPORTS

1,202



The Villages Public Safety Department is proud to have been ranked as a Class 2 Fire Department by ISO, a rare Classification among American fire departments with only 113 fire departments in the State of Florida obtaining this level.





SINCE JUNE 2022, INCREASED PAPERLESS STATEMENTS BY **7.5%**

PROCESSED **1,020** BOND PAYOFFS

The Finance Department develops and implements fiscal policies and procedures to maintain financial integrity and ensure a strong and effective District government.

This past year, the Finance Department implemented a new and improved online Utility payment platform that offers more secure processing and additional forms of payment. Since June 2022, the number of residents receiving paperless statements increased by 7.5% while autopay enrollments increased by 6.4%, reducing costs, cutting down on waste and increasing the collection rate.

Net Present Value Savings: FY21-22 Refinances		
District	% of Total	District Savings
D4 Phase II	1.29%	\$239,327.94
D6 Phase I	14.16%	\$2,621,181.68
D9 Phase II	42.63%	\$7,891,761.66
D10 Phase I	41.92%	\$7,761,658.68
Total Savings.....		\$18,513,929.96

The Finance Department continues to focus on investing in its employees — several Finance personnel are completing their Master’s or Bachelor’s Degrees and a Certified Public Accountant and Certified Government Finance Officer were added to the team for enhanced support. These improvements ensure the department stays knowledgeable on the latest accounting standards and has the resources to provide the highest level of support.




PURCHASING

4,906
PURCHASE ORDERS ISSUED

NEGOTIATED COST SAVINGS OF OVER **\$116,069**

770
CONTRACTS MAINTAINED

UNDER BUDGET SAVINGS FROM FORMAL SOLICITATIONS OF **\$1,522,271**

The Purchasing Department concluded a successful Fiscal Year that demonstrated proficiency and professionalism in all aspects. When faced with challenges such as rising costs and labor shortages, the department effectively adjusted to meet the needs of the District and worked with vendors and contractors to keep operations moving productively.

Through their Purchasing Card Program, \$4,828,703 in District purchases were made and \$76,776.38 in rebates were received. Additionally, Purchasing acquired \$15,234 for the District through the auction of surplus property.

Purchasing Department Staff focused on several key initiatives this year, including District-wide bidding to gain economy-of-scale advantages in price reductions, pursuing Piggyback opportunities from awarded contracts to obtain valuable efficiencies and prioritizing educational growth by attending conferences and training sessions.

Through these and other initiatives, Purchasing continues to be good Stewards of District funds while utilizing best practices in all processes to ensure optimal results.



4,000+

CHILDREN ENROLLED IN
CAMP VILLAGES

3,000+

RESIDENTS ATTENDED VOLUNTEER-LED
INSTRUCTIONAL PICKLEBALL CLASSES

2,600+

PLAYERS REGISTERED FOR
EACH SOFTBALL SEASON

The Recreation & Parks Department is committed to providing the best recreation opportunities and preserving and promoting an active and healthy lifestyle for Villagers. Renovation projects, grand openings, enrichment classes, programs, events and countless enhancements made for a busy but fulfilling Fiscal Year 21-22.

Staffing & Highlights

The Recreation & Parks Department hosted the Florida Recreation & Park Association's Agency Summit on April 7th and 8th of 2022. Here's what some attendees had to say:

"This was the most educational seminar I have attended since being a part of FRPA. The speakers shared legitimately relevant information and we all were able to talk together about real problems/ideas we are all experiencing", "Great location, Great Summit."

The Enrichment Academy (TEA)

More than 20,200 seats sold (39% increase), 360 individual courses offered with 903 sessions available (10% increase). TEA Instructor portfolios increased by 9% with 20 professional speakers on the roster.

Improved instructor/speaker survey and results to continue to provide residents with sustainable, quality programming.

Redesigned Course Catalog with expanded Course and instructor information, all available online.



At Your Service+ Centers



The 4 At Your Service+ Centers – **La Hacienda, SeaBreeze, Ezell & Fenney** – were established to enhance residents' in-person experiences and have proven to be a very successful addition. At these full-service locations, Villagers can register for The Enrichment Academy courses, register for activities, pay for Trail Passes, reserve a room, obtain Guest ID Cards and form a Resident Lifestyle Volunteer Group.

Grand Openings

- › Brownwood Woodshop – October 2021
- › Hummingbird Recreation – October 2021
- › Ezell Recreation – November 2021
- › Cason Hammock Recreation – January 2022
- › Homestead Recreation – January 2022
- › St. Johns Recreation – March 2022
- › DeLuna Recreation – July 2022
- › First Responders Recreation – July 2022



Same-Day Hiring Events

In looking for innovative ways to attract applicants to the current Recreation & Parks job openings, the Recreation & Parks Department, with help from our Human Resources Department, held 4 same-day hiring events.

These hiring events were a first for the District but they proved to be a major success and helped to fill over 85 Recreation & Parks Department job positions.



- › 2018 – Dudley Dog Park & Archery Range
- › 2019 – Cattail Recreation
- › 2020 – Everglades Recreation Complex
- › 2021 – Aviary Recreation Center

In 2022, a Villages recreation facility was selected yet again!


2022 – Homestead Recreation Center!



Florida Recreation & Park Association's Facility (FRPA) Showcase

Each year, the FRPA Journal features newly designed or renovated parks or recreation facilities that serve their community. Being featured allows the department to show a glimpse of the hard work that went into the project and serves as an archive of the achievements made throughout the state. Over the last 10 years, 13 new Villages recreation facilities have been selected for publication in the FRPA Journal.

- › 2012 – Paradise Archery Range
- › 2014 – Eisenhower Recreation
- › 2015 – Paradise Park, Soaring Eagle Softball Complex & Air Gun Range, Tierra Del Sol Recreation
- › 2016 – Rohan Recreation, Burnsed Recreation
- › 2017 – Moyer Recreation



21st Annual Camp Villages

300+
Volunteers

161
Sessions
Offered

60
Different
Activities

Total Camp Villages Summer Registrations: 3,399

New Camp Villages Summer Activities Offered

- › Harmonica Basics
- › Pop Trivia
- › R/C Model Race Cars
- › Coloring Book Plates
- › Paper Rockets
- › Old School Recess
- › Solar Scopes
- › Super Sleuth
- › Paper Mosaics

Renovation Projects & Upgrades

- › Added a new aerator to the Rohan Sports Pool.
- › New chairs installed at Captiva Recreation and Sterling Heights Recreation.
- › New billiards tables installed at Silver Lake Recreation.
- › Added Mobi-Mats to the Dragon Boat launch.
- › Refurbished the flooring on the pontoon tour boat.
- › Added PA systems and upgraded radios to the Lake Sumter Line Scenic Cruise boats.
- › Redesigned and completed the new Kiosk at Mulberry Fit Club.
- › Upgraded the water volleyball setup for increased efficiency and durability.



Water Tower Heights

Laurel Manor
NSU #1:

188'

Turtle Mound
NSU #2:

178'

CSU
Brownwood:

191'

Hacienda
Hills LSSA:

169'

OB Hills
VCSA:

134'

SSU:


203'

The District Utilities Department had an especially busy and productive Fiscal Year 21-22. The North Sumter County Utility Dependent District (NSCUDD) partnered with Jacobs to renovate an old manufacturing plant into the new Sumter Sanitation Maintenance Facility, conveniently located across from the District's Fuel Facility. The purchase of the property and renovations to the structure were part of a long-range solid waste plan to create a permanent location for Sumter Sanitation. Jacobs began operating out of the new facility in November of 2022.



In May 2022, the Utilities Department completed several improvements to the LSSA Wastewater Treatment Plant lab, and existing space was converted to office space to maximize and enhance the facility.

In October 2022, DPM was notified of an issue involving subsidence beneath a manhole located in the street that caused the manhole to sink roughly 2.5 feet. Remedial actions to repair and replace the manhole began immediately. Due to the complexity of the project, Sumter County asked District Utilities to coordinate and oversee the difficult operation. After geological analysis determined it to be an anomaly beneath the structure causing the subsidence, crews quickly excavated a large area nearly 30 feet deep with extensive shoring. They then removed and replaced the manhole structure, reconnected the sanitary connections and cleaned the piping systems. The Utilities Department, Utility Engineers and contractors executed the project flawlessly and in record time, greatly minimizing the impact on residents.



After Project Completion



As part of the District's diligence in analyzing optimal Advanced Metering for reading and billing of water services, over 1,800 advanced metering systems were purchased that can remotely collect water usage data in real-time for operational efficiencies and better insight into water consumption. A majority of the new meters have already been installed in select locations throughout the Little Sumter Service Area (LSSA) and Village Center Service Area (VCSA), which fall within the boundaries of Village Center Community Development District (VCCDD). This will allow the District, Jacobs and our Utility Engineer to evaluate the technology, compatibility and potential vendors before moving forward with District-wide implementation.



In 2017, during Hurricane Irma, the RV lot adjacent to the VCSA Wastewater Treatment Plant was flooded. An investigation determined that infiltration was occurring from the Rapid Infiltration Basin (RIB) through the berm and into the RV lot due to high levels in the RIBs. In June 2022, a slurry wall, made up of clay and other impervious materials, was installed underground along the length of the berm to stop this infiltration and help protect the RV lot during weather events. In addition, pressure washing and water tower cleaning were completed in both the NSCUDD and VCCDD areas.

In November 2022, the Wildwood Utility Dependent District (WUDD) took the first steps in purchasing the Southeast Wildwood Water Conservation Authority LLC (SEWWCA) and Fenney Water Conservation Authority LLC (FWCA) irrigation systems. The agreement for purchase and sale was approved by the WUDD Board of Supervisors, and the due diligence period began for WUDD to

perform or to have performed one of many items. Once all of the sales transactions are completed in 2023, these irrigation



systems will become part of the WUDD system already providing water and wastewater services to Districts 12 and 13 in Sumter County.



ACHIEVED ANNUAL SAVINGS OF
\$32,000
BY COMPLETEING PHONE AUDIT

GENERATED AN ACCOUNT CREDIT OF
\$86,700
THROUGH SALE OF DISTRICT VEHICLES

70,112
TOTAL CALLS RECORDED
USING NEW PROVIDER

Fleet

- The District's Fleet Administrator manages 190 leased and District-owned vehicles.
- Sold 11 District-owned vehicles through Enterprise, generating an account credit of \$86,700.
- The total account credit with Enterprise is now over \$600,000 due to the equity-based leasing strategy.

Fuel Management

The District operates a fuel facility to fuel and support the white fleet, Sanitation vehicles, Fire Apparatus and Ambulances. This established:

- A dependable supply of fuel and a bulk rate agreement for unleaded and diesel fuel, allowing the District to limit dependency on public fueling stations in the event of a natural disaster.
- An annual fixed price for fuel, allowing the District to accurately forecast fuel expenses each Fiscal Year without the worry of a fluctuating market.

In FY21-22, the District utilized 96,000 gallons of unleaded fuel and 123,595 gallons of diesel fuel.

Information Technology

- **Phone Audit Cost Savings:** A phone audit was completed in conjunction with our vendors to remove unnecessary number services resulting from a transition to VOIP and updating equipment. This achieved an annual savings of \$32,000.

- Since transitioning to NUSO as a phone provider, the District significantly increased phone line capacity and is no longer dropping calls. With this, we now have a much better understanding of how many calls each District Department receives. In November 2022 alone, we had 48,303 incoming phone calls and 21,809 outgoing phone calls for a total of 70,112 calls. The total duration of these phone calls was 2,094 hours.

Security Initiatives

KnowB4 Training: The District subscribes to KnowB4 for Security Awareness Training. This platform encompasses simulated phishing exercises to identify the security compliance of users and offers training platforms to increase awareness of security threats. Security of the District's Network is a critical concern and this training platform will continue to assist in protecting it and fulfilling recommendations from the audit team.

Cisco Umbrella Licensing: The District acquired Cisco Umbrella Licensing, which is a cloud-based security service that is proactive in blocking threats for all web-based applications. This licensing will further enhance the cyber security measures the District is taking to secure the Network and its resources. It is an efficient tool for managing and blocking sites that are unnecessary to perform the day-to-day activities of the District.

Village Center Community Development District (VCCDD)



VCCDD General Information

Village Center Community Development District (VCCDD) was established pursuant to Florida Statutes Chapter 190 and the [Town of Lady Lake Ordinance No.92-06](#) on August 17, 1992.

The lands that are encompassed by the District are located in the Town of Lady Lake, FL and consist of approximately 166 acres. The geographical boundary of the District is comprised of commercial properties. Maintenance of the infrastructure is provided through an annual assessment to commercial property owners based upon square footage of the benefitting properties.

VCDD Meeting Schedule

VCDD meets on the Wednesday before the second Friday of the month at 3:30 PM.

Board Meetings are held at Savannah Recreation in the Ashley Wilkes Room, located at 1545 Buena Vista Boulevard, The Villages, Florida.



Governance of the Village Center Community Development District is accomplished by a five-member Board of Supervisors, elected biannually, as described in Chapter 190.006, Florida Statutes. Inasmuch as there are no residential properties contained within the boundaries of the Village Center Community Development District, members of the Board of Supervisors will continue to be elected by the landowners of property within the boundaries of the District.

VCCDD Board Meeting Data for FY21-22

Length of Meetings (Hours)	Minute Prep. (Hours)	Number of Meetings	Agenda P Hrep. (Hours)	Hours expended by Clerk's Office
8.2	42	12	30	92.2

VCCDD

BOARD OF SUPERVISORS



Seat 4
KELLY FLORES
CHAIR

352-753-6668
kelly.flores@districtgov.org



Seat 5
PETER EVANS
VICE CHAIR

352-775-7884
peter.evans@districtgov.org



Seat 1
BOBBY HOOPFER

352-751-3939
bobbyhoopfer@districtgov.org



Seat 2
ROBERT CHANDLER
(IV)

352-753-6790
iv.chandler@districtgov.org



Seat 3
DOUG THARP

352-750-1760
doug.tharp@districtgov.org

VCCDD FINANCIALS

BALANCE SHEET

	Major Funds			Total
	General Fund	Department of Public Safety	Non-Major Funds Total	
Assets				
Cash and cash equivalents	\$ 19,442,511	13,469,351	1,836,438	34,748,300
Accounts receivable (net)	866,667	310,117	19,380	1,196,164
Investments	2,523,429	3,789,819	1,163,245	7,476,493
Due from other funds	30,750	-	-	30,750
Due from other governments	130,237	358,277	-	488,514
Inventory and other prepaid items	230,713	19,110	-	249,823
Total assets	<u>23,224,307</u>	<u>17,946,674</u>	<u>3,019,063</u>	<u>44,190,044</u>
Liabilities and Fund Balance				
Accounts payable	452,583	661,233	38,867	1,152,683
Accrued expenses	999,058	679,619	20,283	1,698,960
Due to other funds	(2,338)	29,613	215	27,490
Due to other governments	79,293	-	-	79,293
Unearned revenue	9,878	-	-	9,878
Total liabilities	<u>1,538,474</u>	<u>1,370,465</u>	<u>59,365</u>	<u>2,968,304</u>
Deferred inflows of resources:				
Unavailable lease revenue	<u>744,665</u>	<u>-</u>	<u>-</u>	<u>744,665</u>
Fund balances:				
Non-spendable	230,713	19,110	-	249,823
Restricted				
Public Safety	-	13,321,037	-	13,321,037
Community Standards-deed covenants	-	-	84,402	84,402
Village of Spanish Springs-common area maintenance	-	-	890,516	890,516
Rolling Acres-common area maintenance	-	-	297,929	297,929
Commercial road maintenance	-	-	567,648	567,648
Community Standards	-	-	406,127	406,127
Committed				
Renewal and replacement	-	3,236,062	713,076	3,949,138
Unassigned	<u>20,710,455</u>	<u>-</u>	<u>-</u>	<u>20,710,455</u>
Total fund balance	<u>20,941,168</u>	<u>16,576,209</u>	<u>2,959,698</u>	<u>40,477,075</u>
Total liabilities and fund balance	<u>\$ 23,224,307</u>	<u>17,946,674</u>	<u>3,019,063</u>	<u>44,190,044</u>

VCCDD FINANCIALS

STATEMENT OF ACTIVITIES

Functions/Programs	Expenses	Program revenues			Net (expense) revenue and changes in net assets		
		Charges for services	Operating grants and contributions	Capital grants and contributions	Governmental activities	Business-type activities	Total
Governmental activities:							
General government	\$ 10,169,426	38,140,761	-	86,652	28,057,987	-	28,057,987
Public safety	26,117,758	21,202,592	1,982,004	285,000	(2,648,162)	-	(2,648,162)
Physical environment	5,698,155	-	-	-	(5,698,155)	-	(5,698,155)
Recreation	11,668,402	-	-	-	(11,668,402)	-	(11,668,402)
Interest on long-term debt	250,660	-	-	-	(250,660)	-	(250,660)
Depreciation (unallocated)	2,774,654	-	-	-	(2,774,654)	-	(2,774,654)
Total governmental activities	<u>56,679,055</u>	<u>59,343,353</u>	<u>1,982,004</u>	<u>371,652</u>	<u>5,017,954</u>	<u>-</u>	<u>5,017,954</u>
Business-type activities:							
General government	4,201,807	-	-	-	-	(4,201,807)	(4,201,807)
Public safety	2,153,206	-	-	-	-	(2,153,206)	(2,153,206)
Physical environment	17,769,079	20,470,868	-	-	-	2,701,789	2,701,789
Recreation	9,062,780	46,689,621	-	-	-	37,626,841	37,626,841
Long-term debt interest	8,516,372	-	-	-	-	(8,516,372)	(8,516,372)
Depreciation (unallocated)	6,068,138	-	-	-	-	(6,068,138)	(6,068,138)
Amortization expense	5,924,645	-	-	-	-	(5,924,645)	(5,924,645)
Total business-type activities	<u>53,696,027</u>	<u>67,160,489</u>	<u>-</u>	<u>-</u>	<u>-</u>	<u>13,464,462</u>	<u>13,464,462</u>
Total primary government	<u>\$ 110,375,082</u>	<u>126,503,842</u>	<u>1,982,004</u>	<u>371,652</u>	<u>5,017,954</u>	<u>13,464,462</u>	<u>18,482,416</u>
General revenues:							
Investment earnings (losses)					\$ (964,373)	(3,120,360)	(4,084,733)
Gain on sale of property and leased vehicles					76,005	18,351	94,356
Total general revenues					<u>(888,368)</u>	<u>(3,102,009)</u>	<u>(3,990,377)</u>
Change in net position					<u>4,129,586</u>	<u>10,362,453</u>	<u>14,492,039</u>
Net position, beginning					<u>53,487,639</u>	<u>143,367,104</u>	<u>196,854,743</u>
Net position, ending					<u>\$ 57,617,225</u>	<u>153,729,557</u>	<u>211,346,782</u>

Amenity Authority Committee (AAC)

AAC General Information

The Amenity Authority Committee (AAC) is a committee of the Village Center Community Development District (VCCDD). The AAC is responsible for amenity services north of CR 466 which involves recommending budgets, developing policy and the operation of amenity facilities and services. The facilities under their purview include recreation centers, executive golf courses, gate houses and postal facilities.

The AAC is comprised of six members including a representative from the VCCDD and a resident from each of the five geographical areas that comprise the VCCDD service area which includes the Lady Lake/Lake County portion of The Villages, and Village Community Development Districts 1, 2, 3 and 4.

AAC Meeting Schedule

The AAC meets on Wednesday before the Second Friday of the month at 9:00 AM.

Committee Meetings are held at Savannah Recreation in the Ashley Wilkes Room, located at 1545 Buena Vista Boulevard, The Villages, Florida.



AAC Meeting Data for FY21-22

Length of Meetings (Hours)	Minute Prep. (Hours)	Number of Meetings	Agenda Prep. (Hours)	Hours expended by Clerk's Office
18	38.5	11	60.5	166.4

Amenity Authority Committee (AAC)

AAC General Information

First Responders Recreation

On May 9, 2018, the Amenity Authority Committee first authorized the proposed First Responders Recreation Capital Improvement Project. On September 6, 2018, the District acquired the First Baptist Church Fellowship Hall and 20 acres of surrounding land for a total of \$2,029,714.



The project commenced in the Fall of 2020, and a survey was conducted to gather resident input on what amenities to include. The theme of this Recreation Center was chosen to honor current and past First Responders from across the country, and memorabilia donations were collected from residents to decorate the interior of the facility.

The long-awaited grand opening of this impressive facility was held on July 27, 2022 and AAC Members participated in the special ribbon-cutting ceremony to commemorate the achievement they helped make possible. Since opening its doors to the public, First Responders Recreation has been visited and enjoyed by many and has proven to be a valuable addition to The Villages Community.



AAC COMMITTEE MEMBERS



DON DEAKIN
CHAIR

DISTRICT 4

352-750-5395
don.deakin@districtgov.org



CARL BELL

DISTRICT 1

352-751-3939
carl.bell@districtgov.org



SANDY MOTT

LADY LAKE/LAKE COUNTY

352-751-3939
sandy.mott@districtgov.org



ANN FORRESTER

DISTRICT 2

352-751-3939
ann.forrester@districtgov.org



DONNA KEMPA

DISTRICT 3

716-445-4008
donna.kempa@districtgov.org



**ROBERT CHANDLER
(IV)**

VCCDD

352-753-6790
iv.chandler@districtgov.org

Sumter Landing Community Development District (SLCDD)



SLCDD General Information

Sumter Landing Community Development District (SLCDD) was established pursuant to Florida Statutes Chapter 190 and [Sumter County Ordinance No.02-06](#) on March 19, 2002.

The lands that are encompassed by the District are located in the Sumter County, FL and consist of approximately 432 acres.

The geographical boundary of the District is comprised of commercial properties. Maintenance of the infrastructure is provided through an annual assessment to commercial property owners based upon square footage of the benefitting properties.

Governance of the Sumter Landing Community Development District is accomplished by a five-member Board of Supervisors, elected biannually, as described in Chapter 190.006, Florida Statutes. Inasmuch as there are no residential properties contained within the boundaries of the Sumter Landing Community Development District, members of the Board of Supervisors will continue to be elected by the landowners of property within the boundaries of the District.

SLCDD Meeting Schedule

SLCDD meets on the second Monday of the month at 1:30 PM.

Board Meetings are held at Seabreeze Recreation located at 2384 Buena Vista Boulevard, The Villages, Florida.

SLCDD Board Meeting Data for FY21-22

Length of Meetings (Hours)	Minute Prep. (Hours)	Number of Meetings	Agenda Prep. (Hours)	Hours expended by Clerk's Office
3.8	38.5	11	27.5	80.8

SLCDD

BOARD OF SUPERVISORS



Seat 4
MIKE BERNING
CHAIR

352-753-2270
mike.berning@districtgov.org



Seat 1
JOSEPH NISBETT
VICE CHAIR

407-421-2015
joseph.nisbett@districtgov.org



Seat 2
DR. RANDY McDANIEL

352-259-2350
randy.mcdaniel@districtgov.org



Seat 3
BRAD BROWN

352-753-6778
brad.brown@districtgov.org



Seat 5
GERRY LACHNICHT

352-751-2199
gerry.lachnicht@districtgov.org

SLCDD FINANCIALS

BALANCE SHEET

	Lake Sumter Landing	Project Wide	Total
Assets:			
Cash and cash equivalents	\$ 262,116	101,208	363,324
Investments	1,270,846	5,202,912	6,473,758
Accounts receivable (net)	336	479	815
Due from other governments	27	149	176
Total assets	<u>1,533,325</u>	<u>5,304,748</u>	<u>6,838,073</u>
Liabilities:			
Accounts payable	41,292	209,148	250,440
Due to other funds	-	138,964	138,964
Other current liabilities	2	4,564	4,566
Total liabilities	<u>41,294</u>	<u>352,676</u>	<u>393,970</u>
Fund balances:			
Committed for conservation easement	-	22,105	22,105
Committed for renewal & replacement	1,364,127	2,077,157	3,441,284
Unassigned	127,904	2,852,810	2,980,714
Total fund balances	<u>1,492,031</u>	<u>4,952,072</u>	<u>6,444,103</u>
Total liabilities and fund balances	<u>\$ 1,533,325</u>	<u>5,304,748</u>	<u>6,838,073</u>

SLCDD FINANCIALS

STATEMENT OF ACTIVITIES

Functions/Programs	Expenses	Program revenues			Net (expense) revenue and changes in net assets		
		Charges for services	Operating grants and contributions	Capital grants and contributions	Governmental activities	Business-type activities	Total
Governmental activities:							
Physical environment	\$ 18,722,483	16,186,293	163,406	-	(2,372,784)	-	(2,372,784)
Depreciation (unallocated)	1,310,593	-	-	-	(1,310,593)	-	(1,310,593)
Total governmental activities	<u>20,033,076</u>	<u>16,186,293</u>	<u>163,406</u>	<u>-</u>	<u>(3,683,377)</u>	<u>(3,683,377)</u>	<u>(3,683,377)</u>
Business-type activities:							
General government services	26,496,638	76,003,634	-	-	-	49,506,996	49,506,996
Public safety	4,172,405	586,486	-	-	-	(3,585,919)	(3,585,919)
Physical environment	17,578,578	-	-	-	-	(17,578,578)	(17,578,578)
Culture/recreation	19,983,064	4,717,221	-	-	-	(15,265,843)	(15,265,843)
Loss on disposal of assets	262,234	-	-	-	-	(363,234)	(262,234)
Depreciation (unallocated)	7,301,645	-	-	-	-	(7,301,645)	(7,301,645)
Total business-type activities	<u>75,794,564</u>	<u>81,307,341</u>	<u>-</u>	<u>-</u>	<u>-</u>	<u>5,512,777</u>	<u>5,512,777</u>
Total primary government	\$ <u>95,827,640</u>	<u>97,493,634</u>	<u>163,406</u>	<u>-</u>	<u>(3,683,377)</u>	<u>5,512,777</u>	<u>1,829,400</u>
General revenues:							
Investment earnings (losses)					\$ (537,497)	(1,714,563)	(2,252,060)
Interest incomes – Leases					-	64,468	64,468
Sale of surplus					-	8,737	8,737
Total general revenues					<u>(537,497)</u>	<u>(2,178,855)</u>	<u>(3,990,377)</u>
Change in net position					<u>(4,220,874)</u>	<u>3,871,419</u>	<u>(349,455)</u>
Net position - beginning					<u>40,521,832</u>	<u>44,996,400</u>	<u>85,518,232</u>
Net position - ending					\$ <u>36,300,958</u>	<u>48,867,819</u>	<u>85,168,777</u>

Project Wide Advisory Committee (PWAC)

PWAC General Information

The Project Wide Advisory Committee (PWAC) was established by [Resolution 13-05 of the Sumter Landing Community Development District \(SLCDD\)](#) and is comprised of a Board Supervisor from Districts 5-11. The establishing resolution provides the PWAC will provide input, explore issues and provide advice and recommendations to the SLCDD on issues related to the maintenance of Project Wide Improvements.

Resolution 17-11 was subsequently adopted by the SLCDD on May 18, 2017 to expand the duties and responsibilities of the PWAC to provide input, explore issues and provide recommendations on issues related to SLCDD owned Amenity facilities.

PWAC Meeting Schedule

PWAC meets on the Second Monday of the month at 8:30 AM.

Committee Meetings are held at Seabreeze Recreation located at 2384 Buena Vista Boulevard, The Villages, Florida.

PWAC Duties and Responsibilities include:

- Review and recommend the annual budget to SLCDD, review budget to actual statements and recommend capital expenditures through or outside the budget process as needed pertaining to the Project Wide Fund.
- Review and recommend contract renewals and bid proposals to the Board for project wide improvements.
- Explore significant and important issues pertaining to the Project Wide Improvements as they arise and provide advice and recommendations to the SLCDD.
- Review and recommend the annual Sumter Landing Amenity Division (SLAD) budget to the SLCDD, review budget to actual statements and recommend all capital expenditures through or outside of the budget process as necessary as it pertains to the SLAD.
- Review and recommend contract renewals and bid/proposal awards to the SLCDD related to the SLAD.
- Explore important issues pertaining to the SLAD and provide advice and recommendations to the SLCDD.
- Rate setting of Amenity Facility user fees to the extent permissible under the Declaration of Restrictions.
- Establishment of a maximum Amenity Fee for the SLCDD owned Amenity Fees so that increases in Amenity Fees won't result in SLCDD owned Amenity Fees paying in excess of the maximum amount.

PWAC Meeting Data for FY21-22

Length of Meetings (Hours)	Minute Prep. (Hours)	Number of Meetings	Agenda Prep. (Hours)	Hours expended by Clerk's Office
20.8	42	12	30	104.8

Project Wide Advisory Committee (PWAC)

PWAC Projects

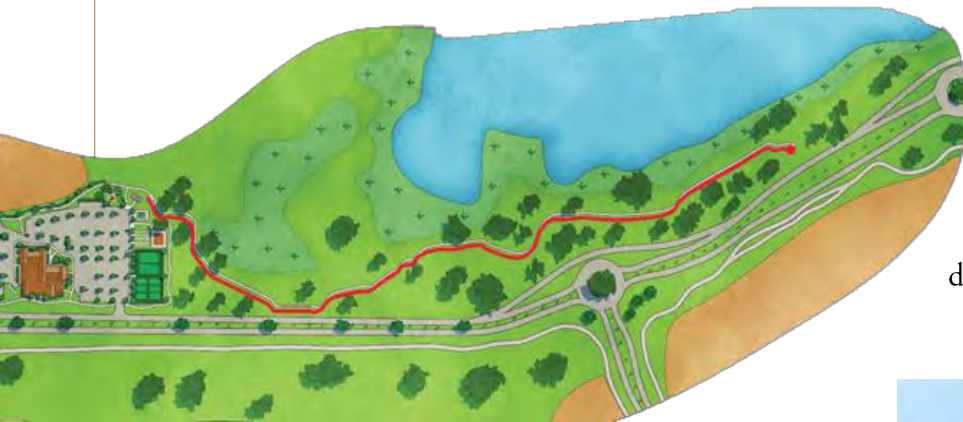
Black Lake Walking Path

The Project Wide Advisory Committee along with Sumter Landing Community Development District authorized the construction of Black Lake Walking Path, a premier 3,671 linear foot walking trail offering beautiful views of Black Lake. This scenic walking trail makes an excellent addition to the recreation opportunities offered and provides a place for residents and guests to stay active while safely observing the natural beauty of the community.

Residents and guests will enjoy beautiful views of the surrounding wetland environment while hiking, walking or birding along the trail as it winds around the Black Lake preserve and Lake Miona. The



scenic path begins at Lake Miona Recreation Center and meanders north along the west side of Buena Vista Boulevard and ends just before Old Mill Run. The path is 6 feet wide with a Flexi-Pave surface and includes a 110 linear foot elevated boardwalk to allow proper drainage during storm events.



The Grand Opening of the Black Lake Walking Path was held on November 2, 2022, and already it's proven to be an excellent new amenity that has been enjoyed by countless residents and guests.



PWAC COMMITTEE MEMBERS



JERRY FERLISI
DISTRICT 5
PRIMARY

352-391-5261
jerry.ferlisi@districtgov.org



PETER MOELLER
DISTRICT 6
PRIMARY

352-751-4117
peter.moeller@districtgov.org



JERRY VICENTI
DISTRICT 7
PRIMARY

908-705-1857
jerry.vicenti@districtgov.org



DENNIS HAYES
DISTRICT 8
PRIMARY

352-633-0750
dennis.hayes@districtgov.org



STEVE BROWN
DISTRICT 9
PRIMARY

352-633-6073
steve.brown@districtgov.org



STEVE BOVA
DISTRICT 10
PRIMARY

314-443-3529
steve.bova@districtgov.org



DON BROZICK
DISTRICT 11
PRIMARY

804-690-7343
don.brozick@districtgov.org



JON ROUDABUSH
DISTRICT 12
PRIMARY

310-347-6980
jon.roudabush@districtgov.org



KEN STOFF
BROWNWOOD
PRIMARY

352-750-5152
ken.stoff@districtgov.org

Brownwood Community Development District (BCDD)



BCDD General Information

Brownwood Community Development District (BCDD) was established pursuant to Florida Statutes Chapter 190 and the [City of Wildwood Ordinance O2012-20](#) on June 25, 2012.

The lands that are encompassed by the District are located in the City of Wildwood, FL and consist of approximately 239 acres. The geographical boundary of the District is comprised of commercial properties. Maintenance of the infrastructure is provided through an annual assessment to commercial property owners based upon square footage of the benefitting properties.

Governance of the Brownwood Community Development District is accomplished by a five-member Board of Supervisors, elected biannually, as described in Chapter 190.006, Florida Statutes. Inasmuch as there are no residential properties contained within the boundaries of the Brownwood Community Development District, the Board of Supervisors will continue to be elected by the landowners of property within the boundaries of the District.

BCDD Meeting Schedule

BCDD meets on the Thursday before the third Friday of the month at 11:30 AM.

Board Meetings are held at Seabreeze Recreation located at 2384 Buena Vista Boulevard, The Villages, Florida.

BCDD Board Meeting Data for FY21-22

Length of Meetings (Hours)	Minute Prep. (Hours)	Number of Meetings	Agenda Prep. (Hours)	Hours expended by Clerk's Office
1.7	31.5	9	22.5	64.7

BCDD

BOARD OF SUPERVISORS



Seat 3
LESTER COGGINS
CHAIR

352-365-1470
lester.coggins@districtgov.org



Seat 2
JIM SPRUNG
VICE CHAIR

352-753-1119
jim.sprung@districtgov.org



Seat 1
CHAD RITCH

352-750-1515
chad.ritch@districtgov.org



Seat 4
KEN STOFF

352-750-5152
ken.stoff@districtgov.org



Seat 5
GERRY ANDREWS

352-753-2270
gerry.andrews@districtgov.org

BCDD FINANCIALS

BALANCE SHEET

	Brownwood Special Revenue Fund
Assets:	
Cash and cash equivalents	\$ 2,410,895
Investments	967,733
Due from other governments	879
Accounts receivable	1,129
Total assets	<u>3,380,636</u>
Liabilities:	
Accounts payable	38,571
Other current liabilities	54
Total liabilities	<u>38,625</u>
Fund balances:	
Committed for renewal & replacement	400,051
Unassigned	2,941,960
Total fund balances	<u>3,342,011</u>
Total liabilities and fund balances	<u>\$ 3,380,636</u>

STATEMENT OF ACTIVITIES

<u>Functions/Programs</u>	<u>Expenses</u>	<u>Program revenues</u>			<u>Net (expense) revenue and changes in net assets</u>	
		<u>Charges for services</u>	<u>Operating grants & contributions</u>	<u>Capital grants & contributions</u>	<u>Governmental activities</u>	<u>Total</u>
Governmental activities:						
General government	\$ 5,059	-	-	-	(5,059)	(5,059)
Physical environment	1,464,244	1,351,790	-	-	(112,454)	(112,454)
Depreciation (unallocated)	402,567	-	-	-	(402,567)	(402,567)
Total governmental activities	<u>\$ 1,871,870</u>	<u>1,351,790</u>	<u>-</u>	<u>-</u>	<u>(520,080)</u>	<u>(520,080)</u>
General revenues:						
Miscellaneous revenue					25,574	25,574
Investment earnings (losses)					(92,579)	(92,579)
Total general revenues					<u>(67,005)</u>	<u>(67,005)</u>
Change in net position					(587,085)	(587,085)
Net position – beginning					16,269,135	16,269,135
Net position – ending					<u>\$ 15,682,050</u>	<u>15,682,050</u>

North Sumter County Utility Dependent District (NSCUDD)



NSCUDD General Information

North Sumter County Utility Dependent District (NSCUDD) was established pursuant to Chapter 189 of Florida State Statutes and [Sumter County Ordinance 2010-10](#) on July 15, 2010.

Amended Sumter County Ordinances:

- [Sumter County Amended Ordinance 2010-20](#)
- [Sumter County Amended Ordinance 2012-14](#)
- [Sumter County Amended Ordinance 2012-17](#)

NSCUDD Meeting Schedule

NSCUDD meets on the second Monday of the month at 3:00 PM.

Board Meetings are held at Seabreeze Recreation located at 2384 Buena Vista Boulevard, The Villages, Florida.

NSCUDD consists of a seven-member Board of Supervisors representing Districts 5–10 and one at large seat. The members are elected by registered voters residing in Districts 5–10.

NSCUDD is the water, wastewater and non-potable irrigation water service providers to properties within Districts 5–11 and is also the provider of the solid waste sanitation services for the Marion, Sumter and Fruitland Park portions of The Villages. In addition, these services are also provided to Sumter Landing and Brownwood.

Effective December 27, 2012, the North Sumter County Utility Dependent District (NSCUDD) became the provider of the solid waste sanitation services for the Marion and Sumter County portion of The Villages located in Districts 1–10 when it purchased Sumter Sanitation. Sumter Sanitation also provides services to District 11 in Lake County. The Sumter Sanitation services are contracted through CH2M HILL/Jacobs.

NSCUDD Board Meeting Data for FY21-22

Length of Meetings (Hours)	Minute Prep. (Hours)	Number of Meetings	Agenda Prep. (Hours)	Hours expended by Clerk's Office
8.4	45.5	13	32.5	99.4

NSCUDD

BOARD OF SUPERVISORS



DOMINIC BERARDI
CHAIR
Seat 4, District 8

727-967-2125
dominic.berardi@districtgov.org



NICOLAS HEMES
VICE CHAIR
Seat 1, District 5

386-984-7979
nicolas.hemes@districtgov.org



TOM HOSKEN
Seat 3, District 7

352-750-1760
tom.hosken@districtgov.org



LISA JOHNSON
Seat 2, District 6

901-457-9181
lisa.johnson@districtgov.org



ROGER AZZARELLO
Seat 7, At Large

352-751-3939
roger.azzarello@districtgov.org



MATT FRIEDLAND
Seat 5, District 9

352-633-5306
matt.friedland@districtgov.org



RICHARD RADEMACHER
Seat 6, District 10

352-661-5576
rick.rademacher@districtgov.org

NSCUDD FINANCIALS

STATEMENT OF NET POSITION


Assets	North Sumter Utility	Sumter Sanitation	Central Sumter Utility	NSCUDD Total
Current assets:				
Cash and cash equivalents	\$ 33,313,316	2,029,222	3,611,747	38,954,285
Restricted cash and cash equivalents	6,269,184	115,231	5,267,374	11,651,789
Investments	17,714,500	1,388,066	168,918	19,271,484
Accounts receivable, net	2,568,017	1,242,388	1,727,946	5,538,351
Lease receivable - current	149,182	-	41,385	190,567
Due from other governments	212,215	34,414	195,539	442,168
Due from other funds	-	105,629	49,170	154,799
Accrued interest receivable	14,199	6,320	13,066	33,585
Prepaid	4,727	-	2,033	6,760
Inventory	180,435	-	-	180,435
Total current assets	<u>60,425,775</u>	<u>4,921,270</u>	<u>11,077,178</u>	<u>76,424,223</u>
Non-current assets:				
Restricted cash and cash equivalents	1,059,593	2,915,972	1,676,308	5,651,873
Lease receivable - Non-current	2,271,668	-	1,743,229	4,014,897
Capital assets:				
Non-depreciable assets	1,559,759	537,243	108,729	2,205,731
Depreciable assets (net accumulated depreciation)	75,586,738	959,091	83,717,069	160,262,898
Bond insurance costs (net accumulated amortization)	-	-	539,729	539,729
Intangible assets (net accumulated amortization)	24,304,454	36,980,542	116,827,215	178,112,211
Total non-current assets	<u>104,782,212</u>	<u>41,392,848</u>	<u>204,612,279</u>	<u>350,787,339</u>
Total assets	<u>165,207,987</u>	<u>46,314,118</u>	<u>215,689,457</u>	<u>427,211,562</u>
Deferred outflows of resources				
Deferred amount on refunding	4,560,381	596,080	-	5,156,461
Total assets and deferred outflows of resources	<u>169,768,368</u>	<u>46,910,198</u>	<u>215,689,457</u>	<u>432,368,023</u>
Liabilities				
Current liabilities:				
Accounts payable	379,512	128,870	107,268	615,650
Accrued expenses and other current liabilities	43,325	-	-	43,325
Accrued interest payable	3,011,002	-	4,241,025	7,252,027
Due to other governments	452,877	35,170	373,516	861,563
Due to other funds	109,356	-	45,443	154,799
Utility guarantee deposit	9,464	17,222	2,249	28,935
Unearned revenue	-	702,132	-	702,132
Due to developer (amenity futures)	15,196	-	61,546	76,742
Current installments of revenue bonds payable	3,125,000	-	985,000	4,110,000
Total current liabilities	<u>7,145,732</u>	<u>883,394</u>	<u>5,816,047</u>	<u>13,845,173</u>
Non-current liabilities:				
Revenue bonds payable	140,732,562	44,711,520	210,344,553	395,788,635
Total non-current liabilities	<u>140,732,562</u>	<u>44,711,520</u>	<u>210,344,553</u>	<u>395,788,635</u>
Total liabilities	<u>147,878,294</u>	<u>45,594,914</u>	<u>216,160,600</u>	<u>409,633,808</u>
Deferred inflows of resources:				
Deferred amount on leases	2,373,180	-	1,766,306	4,139,486
Total Liabilities and deferred outflow of resources	<u>150,251,474</u>	<u>45,594,914</u>	<u>217,926,906</u>	<u>413,773,294</u>
Net position				
Net investment in capital assets	(37,837,737)	(5,408,102)	(10,431,353)	(53,677,192)
Restricted for:				
Debt service	3,819,535	2,915,972	2,687,656	9,423,163
Renewal and replacement	489,748	-	309,544	799,292
Unrestricted	53,045,348	3,807,414	5,196,704	62,049,466
Total net position	<u>\$ 19,516,894</u>	<u>1,315,284</u>	<u>(2,237,449)</u>	<u>18,594,729</u>

NSCUDD FINANCIALS

STATEMENT OF REVENUES AND EXPENSES

	<u>North Sumter Utility</u>	<u>Sumter Sanitation</u>	<u>Central Sumter Utility</u>	<u>NSCUDD Total</u>
Operating revenues:				
Charges for services:				
Water revenue	\$ 4,747,213	-	2,886,665	7,633,878
Sewer revenue	8,016,608	-	5,287,846	13,304,454
Irrigation revenue	10,807,870	-	7,129,000	17,936,870
Solid waste revenue	-	16,147,953	-	16,147,953
Lease revenue	184,218	-	44,763	228,981
Miscellaneous revenue	220,594	44,634	4,281	269,509
Total operating revenues	<u>23,976,503</u>	<u>16,192,587</u>	<u>15,352,555</u>	<u>55,521,645</u>
Operating expenses:				
Contractual operation and maintenance services	3,158,909	10,505,020	1,892,013	15,555,942
General and administrative services	1,410,183	846,714	1,614,242	3,871,139
Utility services	1,117,969	530	815,236	1,933,735
Repair and maintenance services	410,259	50,679	107,339	568,277
Insurance, casualty and liability	215,535	-	101,654	317,189
Meter and operating supplies	495,392	-	206,459	701,851
Depreciation expense	5,070,665	24,911	1,836,267	6,931,843
Amortization expense	1,365,403	1,844,361	3,765,123	6,974,887
Total operating expenses	<u>13,244,315</u>	<u>13,272,215</u>	<u>10,338,333</u>	<u>36,854,863</u>
Operating income	<u>10,732,188</u>	<u>2,920,372</u>	<u>5,014,222</u>	<u>18,666,782</u>
Non-operating revenue (expenses):				
Investment income (loss)	(1,166,839)	64,634	20,068	(1,082,137)
Contributions - private sources & donations	-	-	424,178	424,178
Interest expense	(4,906,878)	(1,078,041)	(7,142,961)	(13,127,880)
Interest income - Leases	93,611	-	41,510	135,121
Sale of surplus materials and scrap	13,354	-	6,741	20,095
Total non-operating revenue (expenses)	<u>(5,966,752)</u>	<u>(1,013,407)</u>	<u>(6,650,464)</u>	<u>(13,630,623)</u>
Change in net position	4,765,436	1,906,965	(1,636,242)	5,036,159
Total net position, beginning	<u>14,751,458</u>	<u>(591,681)</u>	<u>(601,207)</u>	<u>13,558,570</u>
Total net position, ending	<u>\$ 19,516,894</u>	<u>1,315,284</u>	<u>(2,237,449)</u>	<u>18,594,729</u>

Wildwood Utility Dependent District (WUDD)



WUDD General Information

The Wildwood Utility Dependent District (WUDD) was established pursuant to Chapter 189 of Florida State Statutes and the [City of Wildwood Ordinance O2021-16](#) on March 22, 2021.

WUDD consists of a five-member Board of Supervisors, serving in staggered terms. The initial members of the Board were appointed by the City of Wildwood and will subsequently be elected by qualified electors following expiration of the terms of office.

The Wildwood Utility Dependent District was created to provide water, wastewater, reclaimed water, and non-potable irrigation water services to certain properties in The Villages.

In October 2021, WUDD purchased the South Sumter Utility (SSU) which provides both potable water and wastewater services to approximately 7,825 homes located in Districts 12, 13 and a portion of District 14.

In March 2021, the system was approximately 65% complete and is anticipated to be finished in 2024. At completion, the system is projected to be comprised of 181 miles of an interconnected network of pressurized water mains.

SSU is regulated by the Southwest Florida Water Management District for water use and is regulated by the Florida Department of Environmental Protection, Orlando Office, for water and wastewater treatment and distribution.

WUDD Meeting Schedule

 WUDD meets on the second Thursday of the month at 8:00 AM.
 Board Meetings are held at Everglades Recreation located at 5497 Marsh Bend Trail, The Villages, Florida.

WUDD Board Meeting Data for FY21-22

Length of Meetings (Hours)	Minute Prep. (Hours)	Number of Meetings	Agenda Prep. (Hours)	Hours expended by Clerk's Office
4.5	35	10	25	74.5

WUDD

BOARD OF SUPERVISORS



Seat 1
ROGER KASS
CHAIR

352-408-7721
roger.kass@districtgov.org



Seat 3
BRUNO FALVO
VICE CHAIR

352-751-3939
bruno.falvo@districtgov.org



Seat 2
DAVID FOUNTAINE

716-816-9581
david.fontaine@districtgov.org



Seat 4
COLLEEN HALSTEAD

352-406-9055
colleen.halstead@districtgov.org



Seat 1
EDNA SANTANA-WALES

407-670-4153
edna.santana-wales@districtgov.org

WUDD FINANCIALS

STATEMENT OF NET POSITION

Assets	Wildwood Utility Dependent District
Current assets:	
Cash and cash equivalents	\$ 3,486,177
Restricted cash and cash equivalents	9,018,679
Accounts receivable, net	1,011,009
Due from other governments	163,670
Accrued interest receivable	96,884
Prepaid Expenses	440
Total current assets	13,776,859
Non-current assets:	
Restricted cash and cash equivalents	37,551,216
Capital assets:	
Non-depreciable assets	67,601
Depreciable assets (net of accumulated depreciation)	15,699,830
Bond insurance costs (net of accumulated amortization)	1,076,474
Intangible assets (net of accumulated amortization)	149,437,451
Total non-current assets	203,832,572
Total assets	217,609,431
Liabilities	
Current liabilities:	
Accounts payable	113,719
Accrued expenses and other current liabilities	3,126,423
Accrued interest payable	4,368,625
Due to other governments	235,970
Total current liabilities	7,844,737
Non-current liabilities:	
Revenue bonds payable	174,745,000
Unamortized premiums	41,990,205
Total non-current liabilities	216,735,205
Total liabilities	224,579,942
Net position	
Net investment in capital assets	(12,955,228)
Restricted for:	
Debt service	4,650,054
Renewal and replacement	52,595
Unrestricted	1,282,068
Total net position	\$ (6,970,511)

WUDD FINANCIALS

STATEMENT OF REVENUES AND EXPENSES

	<u>Wildwood Utility Dependent District</u>
Operating revenues:	
Charges for services:	
Water revenue	\$ 3,056,605
Sewer revenue	4,325,785
Miscellaneous revenue	<u>69,654</u>
Total operating revenues	<u>7,452,044</u>
Operating expenses:	
Contractual operation and maintenance services	1,352,572
General and administrative services	341,854
Utility services	198,598
Repair and maintenance services	50,467
Insurance, casualty and liability	64,899
Meter and operating supplies	86,280
Depreciation expense	266,099
Amortization expense	<u>4,649,164</u>
Total operating expenses	<u>7,009,933</u>
Operating income	<u>442,111</u>
Non-operating revenue (expenses):	
Investment income	354,199
Other Misc. Revenue	302
Bond issuance costs	(1,224,787)
Contributions - private sources & donations	339,252
Interest expense	<u>(6,881,895)</u>
Total non-operating revenue (expenses)	<u>(7,412,929)</u>
Change in net position	(6,970,818)
Total net position, beginning	<u>307</u>
Total net position, ending	<u>\$ (6,970,511)</u>

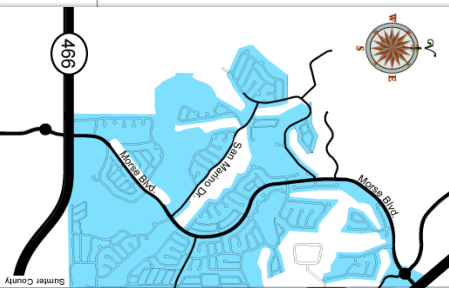
District 1

The Villages®
Community Development Districts
District 1

District 1 General Information

Village Community Development District No. 1 was established pursuant to the provisions of Florida Statutes Chapter 190 and [Sumter County Ordinance 92-2](#) on February 18, 1992. The lands that are encompassed by the District are located in Sumter County and consist of approximately 998 acres.

Since 2000, all supervisors in District No. 1 have been elected by 'qualified electors' (registered voters) residing in the District. They are elected on a non-partisan basis on the general election ballot.



Facts

- Total Acres – 998
- Standard Home Sites – 2,282
- Villa Home Sites – 1,138
- Total Home Sites – 3,420

District 1 Meeting Schedule

District 1 meets on the second Friday of the month at 8:00 AM.

Board Meetings are held at Savannah Recreation in the Ashley Wilkes Room, located at 1545 Buena Vista Boulevard, The Villages, Florida.

District 1 ARC & Deed Compliance Data for FY21-22


Architectural Review Applications	Deed Compliance Complaints
227	225

District 1 Board Meeting Data for FY21-22

Length of Meetings (Hours)	Minute Prep. (Hours)	Number of Meetings	Agenda Prep. (Hours)	Hours expended by Clerk's Office
12.3	45.5	13	32.5	103.3

DISTRICT 1

BOARD OF SUPERVISORS



Seat 1
KATHY PORTER
CHAIR

352-259-8196
kathy.porter@districtgov.org



Seat 4
BILL JENNESS
VICE CHAIR

352-750-1186
bill.jenness@districtgov.org



Seat 2
ELLEN CORA

352-750-0167
ellen.cora@districtgov.org



Seat 3
JUDY BIEBESHEIMER

352-205-2909
judy.biebesheimer@districtgov.org



Seat 5
ROCKY HYDER

828-674-4027
rocky.hyder@districtgov.org

DISTRICT 1 FINANCIALS

BALANCE SHEET

	<u>General</u>
Assets:	
Cash and cash equivalents	\$ 633,265
Investments	1,404,882
Accounts Receivable	6,332
Total assets	<u>2,044,479</u>
Liabilities:	
Accounts payable	<u>17,989</u>
Total liabilities	<u>17,989</u>
Fund balances:	
Committed for renewal and replacement	1,031,604
Unassigned	<u>994,886</u>
Total fund balances	<u>2,026,490</u>
Total liabilities, deferred inflows and fund balances	<u>\$ 2,044,479</u>

STATEMENT OF ACTIVITIES

Functions/Programs	Expenses	Program revenues			Net (expense) revenue and changes in net assets	
		Charges for services	Operating grants & contributions	Capital grants & contributions	Governmental activities	Total
Governmental activities:						
General government services	\$ 288,184	1,089,572	-	-	801,388	801,388
Physical environment	742,906	-	-	-	(742,906)	(742,906)
Transportation	41,979	-	-	-	(41,979)	(41,979)
Depreciation (unallocated)	<u>722,463</u>	-	-	-	<u>(722,463)</u>	<u>(722,463)</u>
Total governmental activities	<u>\$ 1,795,532</u>	<u>1,089,572</u>	<u>-</u>	<u>-</u>	<u>(705,960)</u>	<u>(705,960)</u>
General revenues:						
Other revenue					1,494	1,494
Investment earnings (losses)					<u>(94,811)</u>	<u>(94,811)</u>
Total general revenues					<u>(93,317)</u>	<u>(93,317)</u>
Change in net position					(799,277)	(799,277)
Net position – beginning					<u>14,806,764</u>	<u>14,806,764</u>
Net position – ending					<u>\$ 14,007,487</u>	<u>14,007,487</u>

District 2

The Villages®
Community Development Districts
District 2

District 2 General Information

Village Community Development District No. 2 was established pursuant to the provisions of Florida Statutes Chapter 190 and [Sumter County Ordinance 96-12](#) on May 14, 1996. The lands that are encompassed by the District are located in Sumter County and consist of approximately 989.6 acres.

Since 2004, all supervisors in District No. 2 have been elected by 'qualified electors' (registered voters) residing in the District. They are elected on a non-partisan basis on the general election ballot.

District 2 Meeting Schedule

District 2 meets on the second Friday of the month at 9:30 AM.

Board Meetings are held at Savannah Recreation in the Ashley Wilkes Room, located at 1545 Buena Vista Boulevard, The Villages, Florida.

Facts

- Established on May 14, 1996
- Total Acres – 989.6
- Standard Home Sites – 2,756
- Villa Home Sites – 846
- Premier Home Sites – 66
- Total Home Sites – 3,668



District 2 ARC & Deed Compliance Data for FY21-22

Architectural Review Applications	Deed Compliance Complaints
193	246

District 2 Board Meeting Data for FY21-22

Length of Meetings (Hours)	Minute Prep. (Hours)	Number of Meetings	Agenda Prep. (Hours)	Hours expended by Clerk's Office
16.6	45.5	13	32.5	107.6

DISTRICT 2

BOARD OF SUPERVISORS



Seat 5
BARTON ZOELLNER
CHAIR

352-406-6966
barton.zoellner@districtgov.org



Seat 2
JIM CIPOLLONE
VICE CHAIR

484-431-2541
jim.cipollone@districtgov.org



Seat 1
TOM SWIERS

847-951-2230
tom.swiers@districtgov.org



Seat 4
DENNIS RICHARDS

715-896-3846
dennis.richards@districtgov.org



Seat 3
CANDY GINNS

978-790-1347
candy.ginns@districtgov.org

DISTRICT 2 FINANCIALS

BALANCE SHEET

	<u>General</u>
Assets:	
Cash and cash equivalents	\$ 375,726
Investments	1,513,521
Accounts receivable	<u>38</u>
Total assets	<u><u>1,889,285</u></u>
Liabilities:	
Accounts payable	<u>44,513</u>
Total liabilities	<u>44,513</u>
Fund balances:	
Restricted for capital improvements	25,964
Committed for renewal and replacement	1,001,703
Unassigned	<u>817,105</u>
Total fund balances	<u>1,844,772</u>
Total liabilities and fund balances	\$ <u><u>1,889,285</u></u>

STATEMENT OF ACTIVITIES

Functions/Programs	Expenses	Program revenues			Net (expense) revenue and changes in net assets	
		Charges for services	Operating grants & contributions	Capital grants & contributions	Governmental activities	Total
Governmental activities:						
General government services	\$ 317,620	1,203,032	-	-	885,412	885,412
Physical environment	694,731	-	-	-	(694,731)	(694,731)
Transportation	31,139	-	-	-	(31,139)	(31,139)
Depreciation (unallocated)	<u>418,094</u>	-	-	-	<u>(418,094)</u>	<u>(418,094)</u>
Total governmental activities	\$ <u>1,461,584</u>	<u>1,203,032</u>	<u>-</u>	<u>-</u>	<u>(258,552)</u>	<u>(258,552)</u>
General revenues:						
Other revenue					1,697	1,697
Investment earnings (losses)					<u>(107,695)</u>	<u>(107,695)</u>
Total general revenues					<u>(105,998)</u>	<u>(105,998)</u>
Change in net position					(364,550)	(364,550)
Net position – beginning					<u>10,232,813</u>	<u>10,232,813</u>
Net position – ending					\$ <u><u>9,868,263</u></u>	<u><u>9,868,263</u></u>

District 3

The Villages®
Community Development Districts
District 3

District 3 General Information

Village Community Development District No. 3 was established pursuant to the provisions of Florida Statutes Chapter 190 and [Sumter County Ordinance 98-10](#) on May 12, 1998. The lands that are encompassed by the District are located in Sumter County and consist of approximately 894.3 acres.

Since 2004, all supervisors in District No. 3 have been elected by 'qualified electors' (registered voters) residing in the District. They are elected on a non-partisan basis on the general election ballot.

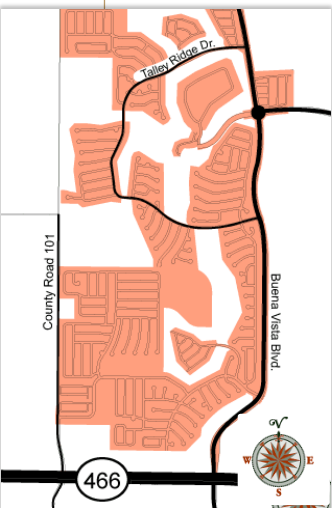
Facts

- Established on May 12, 1998
- Total Acres – 894.3
- Standard Home Sites – 2,948
- Villa Home Sites – 761
- Premier Home Sites – 53
- Total Home Sites – 3,762

District 3 Meeting Schedule

District 3 meets on the second Friday of the month at 11:00 AM.

Board Meetings are held at Savannah Recreation in the Ashley Wilkes Room, located at 1545 Buena Vista Boulevard, The Villages, Florida.



District 3 ARC & Deed Compliance Data for FY21-22

Architectural Review Applications	Deed Compliance Complaints
228	248

District 3 Board Meeting Data for FY21-22

Length of Meetings (Hours)	Minute Prep. (Hours)	Number of Meetings	Agenda Prep. (Hours)	Hours expended by Clerk's Office
6.5	45.5	13	32.5	97.5

DISTRICT 3

BOARD OF SUPERVISORS



Seat 2
BILL RAY
CHAIR

352-753-5050
bill.ray@districtgov.org



Seat 5
GAIL LAZENBY
VICE CHAIR

352-750-1465
gail.lazenby@districtgov.org



Seat 1
STEFFAN FRANKLIN

732-713-6263
steffan.franklin@districtgov.org



Seat 3
TERRY BIDDLE

330-421-1123
terry.biddle@districtgov.org



Seat 4
TILLMAN DEAN

352-259-5692
tillman.dean@districtgov.org

DISTRICT 4 FINANCIALS

BALANCE SHEET

	<u>General</u>	<u>Debt Service</u>	<u>Total</u>
Assets:			
Cash and cash equivalents	\$ 489,449	80,414	569,863
Investments	1,625,291	-	1,625,291
Other accounts receivable & accrued interest receivable	61	189	250
Assessments receivable	-	1,903,950	1,903,950
Total assets	<u>2,114,801</u>	<u>1,984,553</u>	<u>4,099,354</u>
Liabilities:			
Accounts payable	53,314	-	53,314
Due to other governments	10	-	10
Total liabilities	<u>53,324</u>	<u>-</u>	<u>53,324</u>
Deferred inflows of resources:			
Unavailable special assessment revenue	-	1,903,950	1,903,950
Fund balances:			
Restricted for debt service	-	80,603	80,603
Restricted for capital improvements	16,084	-	16,084
Committed for renewal and replacement	702,329	-	702,329
Unassigned	1,343,064	-	1,343,064
Total fund balances	<u>2,061,477</u>	<u>80,603</u>	<u>2,142,080</u>
Total liabilities and fund balances	<u>\$ 2,114,801</u>	<u>1,984,553</u>	<u>4,099,354</u>

STATEMENT OF ACTIVITIES

<u>Functions/Programs</u>	<u>Expenses</u>	<u>Program revenues</u>			<u>Net (expense) revenue and changes in net assets</u>	
		<u>Charges for services</u>	<u>Operating grants & contributions</u>	<u>Capital grants & contributions</u>	<u>Governmental activities</u>	<u>Total</u>
Governmental activities:						
General government services	\$ 334,305	1,424,553	-	-	1,090,248	1,090,248
Physical environment	848,721	-	-	-	(848,721)	(848,721)
Transportation	23,511	-	-	-	(23,511)	(23,511)
Interest on long-term debt	64,613	-	-	-	(64,613)	(64,613)
Depreciation (unallocated)	696,525	-	-	-	(696,525)	(696,525)
Total governmental activities	<u>\$ 1,967,675</u>	<u>1,424,553</u>	<u>-</u>	<u>-</u>	<u>(543,122)</u>	<u>(543,122)</u>
General revenues:						
Other revenue					2,469	2,469
Investment earnings (losses)					(92,841)	(92,841)
Total general revenues					<u>(90,372)</u>	<u>(90,372)</u>
Change in net position					(633,494)	(633,494)
Net position – beginning					16,247,590	16,247,590
Net position – ending					<u>\$ 15,614,096</u>	<u>15,614,096</u>

District 4

The Villages®
Community Development Districts
District 4

District 4 General Information

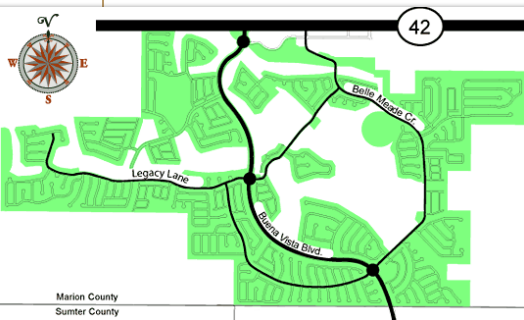
Village Community Development District No. 4 was established pursuant to the provisions of Florida Statutes Chapter 190 and [Marion County Ordinance 00-06](#) on March 7, 2000. The lands that are encompassed by the District are located in Marion County and consist of approximately 1,253.5 acres.

Since 2008, all supervisors in District No. 4 have been elected by 'qualified electors' (registered voters) residing in the District. They are elected on a non-partisan basis on the general election ballot.

District 4 Meeting Schedule

District 4 meets on the second Friday of the month at 1:30 PM.

Board Meetings are held at Savannah Recreation in the Ashley Wilkes Room, located at 1545 Buena Vista Boulevard, The Villages, Florida.



Facts

- Established on March 7, 2000
- Total Acres – 1,253.5
- Standard Home Sites – 3,524
- Villa Home Sites – 1,797
- Premier Home Sites – 111
- Total Home Sites – 5,432

District 4 ARC & Deed Compliance Data for FY21-22

Architectural Review Applications

381

Deed Compliance Complaints

346

District 4 Board Meeting Data for FY21-22

Length of Meetings (Hours)	Minute Prep. (Hours)	Number of Meetings	Agenda Prep. (Hours)	Hours expended by Clerk's Office
27.7	71.5	13	71.5	183.7

DISTRICT 4

BOARD OF SUPERVISORS



Seat 3
JIM MURPHY
CHAIR

352-259-1581
jim.murphy@districtgov.org



Seat 1
CLIFF WIENER
VICE CHAIR

352-250-2073
cliff.wiener@districtgov.org



Seat 2
CARY STERNBERG

352-250-5517
cary.sternberg@districtgov.org



Seat 4
MARK HAYES

352-250-7807
mark.hayes@districtgov.org



Seat 5
DON DEAKIN

352-750-5395
don.deakin@districtgov.org

DISTRICT 4 FINANCIALS

BALANCE SHEET

	<u>General</u>	<u>Debt Service</u>	<u>Total</u>
Assets:			
Cash and cash equivalents	\$ 959,816	251,419	1,211,235
Investments	2,514,265	-	2,514,265
Due from other funds	4,579	-	4,579
Due from other governments	3,802	-	3,802
Accounts receivable, net	3,476	-	3,476
Accrued interest receivable	-	590	590
Assessments receivable	201,563	7,881,908	8,083,471
Total assets	<u>3,687,501</u>	<u>8,133,917</u>	<u>11,821,418</u>
Liabilities:			
Accounts payable	157,681	-	157,681
Due to Developer	-	79,357	79,357
Due to other governments	60	-	60
Due to other funds	-	4,579	4,579
Other current liabilities	54	-	54
Total liabilities	<u>157,795</u>	<u>83,936</u>	<u>241,731</u>
Deferred inflows of resources:			
Unavailable special assessment revenue	201,563	7,881,908	8,083,471
Fund balances:			
Reserved:			
Restricted for debt service	-	168,073	168,073
Restricted for capital improvements	30,000	-	30,000
Committed for renewal and replacement	1,788,250	-	1,788,250
Unassigned	1,509,893	-	1,509,893
Total fund balances	<u>3,328,143</u>	<u>168,073</u>	<u>3,496,216</u>
Total liabilities and fund balances	<u>\$ 3,687,501</u>	<u>8,133,917</u>	<u>11,821,418</u>

STATEMENT OF ACTIVITIES

<u>Functions/Programs</u>	<u>Expenses</u>	<u>Program revenues</u>			<u>Net (expense) revenue and changes in net assets</u>	
		<u>Charges for services</u>	<u>Operating grants & contributions</u>	<u>Capital grants & contributions</u>	<u>Governmental activities</u>	<u>Total</u>
Governmental activities:						
General government services	\$ 580,599	2,896,077	-	-	2,315,478	2,315,478
Physical environment	1,801,103	-	-	-	(1,801,103)	(1,801,103)
Transportation	277,551	-	52,900	-	(224,651)	(224,651)
Interest on long-term debt	178,454	-	-	-	(178,454)	(178,454)
Depreciation (unallocated)	971,224	-	-	-	(971,224)	(971,224)
Total governmental activities	<u>\$ 3,808,931</u>	<u>2,896,077</u>	<u>52,900</u>	<u>-</u>	<u>(859,954)</u>	<u>(859,954)</u>
General revenues:						
Other revenue					4,162	4,162
Investment earnings (losses)					(176,539)	(176,539)
Total general revenues					<u>(172,377)</u>	<u>(172,377)</u>
Change in net position					(1,032,331)	(1,032,331)
Net position – beginning					26,598,324	26,598,324
Net position – ending					<u>\$ 25,565,993</u>	<u>25,565,993</u>

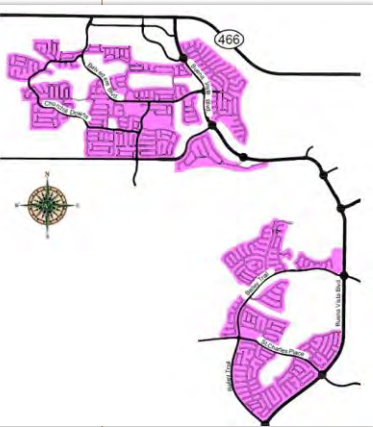
District 5

The Villages®
Community Development Districts
District 5

District 5 General Information

Village Community Development District No. 5 was established pursuant to the provisions of Florida Statutes Chapter 190 and [Sumter County Ordinance 02-5](#) on March 19, 2002. The lands that are encompassed by the District are located in Sumter County and consist of approximately 1,406 acres.

Since 2008, all supervisors in District No. 5 have been elected by 'qualified electors' (registered voters) residing in the District. They are elected on a non-partisan basis on the general election ballot.



Facts

- Established on March 19, 2002
- Total Acres – 1,406
- Standard Home Sites – 4,419
- Villa Home Sites – 1,767
- Premier Home Sites – 213
- Total Home Sites – 6,399

District 5 Meeting Schedule

District 5 meets on the third Friday of the month (first Friday of the month during December) at 8:00 AM.

Board Meetings are held at Seabreeze Recreation located at 2384 Buena Vista Boulevard, The Villages, Florida.

District 5 ARC & Deed Compliance Data for FY21-22

Architectural Review Applications	Deed Compliance Complaints
435	192

District 5 Board Meeting Data for FY21-22

Length of Meetings (Hours)	Minute Prep. (Hours)	Number of Meetings	Agenda Prep. (Hours)	Hours expended by Clerk's Office
12.2	42	12	30	96.2

DISTRICT 5

BOARD OF SUPERVISORS



Seat 5
GARY KADOW
CHAIR

352-430-0567
gary.kadow@districtgov.org



Seat 1
WALTER MARTIN
VICE CHAIR

352-205-7099
walter.martin@districtgov.org



Seat 2
JERRY KNOLL

352-603-3224
jerry.knoll@districtgov.org



Seat 3
JERRY FERLISI

352-391-5261
jerry.ferlisi@districtgov.org



Seat 4
REED PANOS

352-263-5691
reed.panos@districtgov.org

DISTRICT 5 FINANCIALS

BALANCE SHEET

	<u>General</u>	<u>Debt Service</u>	<u>Total</u>
Assets:			
Cash and cash equivalents	\$ 4,697,157	1,138,952	5,836,109
Investments	10,571,056	-	10,571,056
Interest and other receivable	26	2,546	2,572
Due from other funds	-	2,860	2,860
Assessments receivable	-	18,341,822	18,341,822
Total assets	<u>15,268,239</u>	<u>19,486,180</u>	<u>34,754,419</u>
Liabilities:			
Accounts payable	83,688	-	83,688
Due to other funds	2,860	-	2,860
Due to other governments	160	-	160
Total liabilities	<u>86,708</u>	<u>-</u>	<u>86,708</u>
Deferred inflows of resources:			
Unavailable special assessment revenue	-	18,341,822	18,341,822
Fund balances:			
Restricted for debt service	-	1,144,358	1,144,358
Restricted for capital improvements	1,630,713	-	1,630,713
Committed for renewal and replacement	10,122,075	-	10,122,075
Unassigned	3,428,743	-	3,428,743
Total fund balances	<u>15,181,531</u>	<u>1,144,358</u>	<u>16,325,889</u>
Total liabilities and fund balances	<u>\$ 15,268,239</u>	<u>19,486,180</u>	<u>34,754,419</u>

STATEMENT OF ACTIVITIES

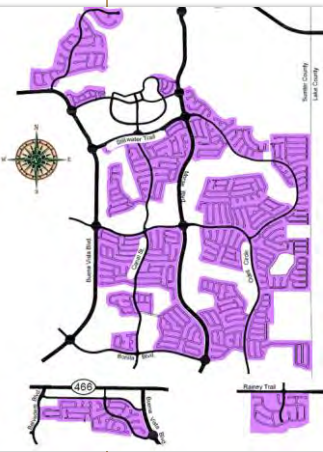
<u>Functions/Programs</u>	<u>Expenses</u>	<u>Program revenues</u>			<u>Net (expense) revenue and changes in net assets</u>	
		<u>Charges for services</u>	<u>Operating grants & contributions</u>	<u>Capital grants & contributions</u>	<u>Governmental activities</u>	<u>Total</u>
Governmental activities:						
General government services	\$ 416,197	3,297,465	-	-	2,881,268	2,881,268
Physical environment	2,312,795	-	-	-	(2,312,795)	(2,312,795)
Transportation	165,825	-	-	-	(165,825)	(165,825)
Interest on long-term debt	744,982	-	-	-	(744,982)	(744,982)
Depreciation (unallocated)	3,292,675	-	-	-	(3,292,675)	(3,292,675)
Total governmental activities	<u>\$ 6,932,474</u>	<u>3,297,465</u>	<u>-</u>	<u>-</u>	<u>(3,635,009)</u>	<u>(3,635,009)</u>
Total primary government	<u>6,932,474</u>	<u>3,297,465</u>	<u>-</u>	<u>-</u>	<u>(3,635,009)</u>	<u>(3,635,009)</u>
General revenues:						
Other revenue					2,716	2,716
Investment earnings (losses)					(618,581)	(618,581)
Total general revenues					<u>(615,865)</u>	<u>(615,865)</u>
Change in net position					(4,250,874)	(4,250,874)
Net position – beginning					95,289,710	95,289,710
Net position – ending					<u>\$ 91,038,836</u>	<u>91,038,836</u>

District 6

The Villages®
Community Development Districts
District 6

District 6 General Information

Village Community Development District No. 6 was established pursuant to the provisions of Florida Statutes Chapter 190 and [Sumter County Ordinance 04-04](#) on February 10, 2004. The lands that are encompassed by the District are located in Sumter County and consist of approximately 1,496 acres.



Since 2012, all supervisors in District No. 6 have been elected by 'qualified electors' (registered voters) residing in the District. They are elected on a non-partisan basis on the general election ballot.

Facts

- Established on February 10, 2004
- Total Acres – 1,496
- Standard Home Sites – 4,739
- Villa Home Sites – 1,567
- Premier Home Sites – 391
- Total Home Sites – 6,697

District 6 Meeting Schedule

District 6 meets on the third Friday of the month (first Friday of the month during December) at 9:30 AM.

Board Meetings are held at Seabreeze Recreation located at 2384 Buena Vista Boulevard, The Villages, Florida.

District 6 ARC & Deed Compliance Data for FY21-22


Architectural Review Applications	Deed Compliance Complaints
719	304

District 6 Board Meeting Data for FY21-22

Length of Meetings (Hours)	Minute Prep. (Hours)	Number of Meetings	Agenda Prep. (Hours)	Hours expended by Clerk's Office
13.5	45.5	13	32.5	104.5

DISTRICT 6

BOARD OF SUPERVISORS



Seat 2
JOHN CALANDRO
CHAIR

352-775-9131
john.calandro@districtgov.org



Seat 5
PETER MOELLER
VICE CHAIR

352-751-4117
peter.moeller@districtgov.org



Seat 1
TWEET COLEMAN

352-751-3939
tweet.coleman@districtgov.org



Seat 3
TOM GRIFFITH

305-215-0235
tom.griffith@districtgov.org



Seat 4
LINDA GRZESIK

352-751-1761
linda.grzesik@districtgov.org

DISTRICT 6 FINANCIALS

BALANCE SHEET

	General	Debt Service	Total
Assets:			
Cash and cash equivalents	\$ 1,878,595	2,303,933	4,182,528
Investments	10,851,612	-	10,851,612
Accrued interest receivable	-	4,798	4,798
Due from other funds	-	7,850	7,850
Assessments receivable	-	42,570,516	42,570,516
Accounts receivable	45	-	45
Total assets	12,730,252	44,887,097	57,617,349
Liabilities:			
Accounts payable	56,444	-	56,444
Due to other funds	7,850	-	7,850
Due to other governments	100	-	100
Total liabilities	64,394	-	64,394
Deferred inflows of resources:			
Unavailable special assessment revenue	-	42,570,516	42,570,516
Fund balances:			
Restricted for debt service	-	2,316,581	2,316,581
Restricted for capital improvement	931,127	-	931,127
Committed for renewal and replacement	9,191,753	-	9,191,753
Unassigned	2,542,978	-	2,542,978
Total fund balances	12,665,858	2,316,581	14,982,439
Total liabilities and fund balances	\$ 12,730,252	44,887,097	57,617,349

STATEMENT OF ACTIVITIES

Functions/Programs	Expenses	Program revenues			Net (expense) revenue and changes in net assets	
		Charges for services	Operating grants & contributions	Capital grants & contributions	Governmental activities	Total
Governmental activities:						
General government services	\$ 2,768,093	5,506,097	-	-	2,738,004	2,738,004
Physical environment	2,347,829	-	-	-	(2,347,829)	(2,347,829)
Transportation	226,204	-	-	-	(226,204)	(226,204)
Interest on long-term debt	1,639,102	-	-	-	(1,639,102)	(1,639,102)
Depreciation (unallocated)	2,480,734	-	-	-	(2,480,734)	(2,480,734)
Total governmental activities	\$ 9,461,962	5,506,097	-	-	(3,955,865)	(3,955,865)
Total primary government	9,461,962	5,506,097	-	-	(3,955,865)	(3,955,865)
General revenues:						
Other revenue					2,520	2,520
Investment earnings (losses)					(599,395)	(599,395)
Total general revenues					(596,875)	(596,875)
Change in net position					(4,552,740)	(4,552,740)
Net position – beginning					79,101,373	79,101,373
Net position – ending					\$ 74,548,633	\$ 74,548,633

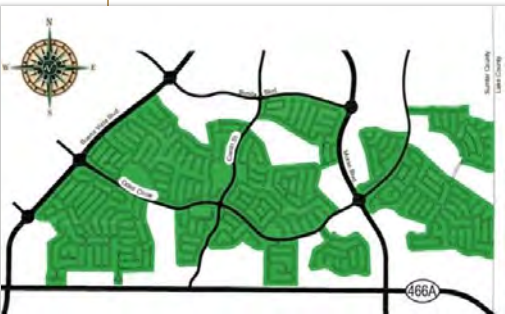
District 7

The Villages®
Community Development Districts
District 7

District 7 General Information

Village Community Development District No. 7 was established pursuant to the provisions of Florida Statutes Chapter 190 and [Sumter County Ordinance 04-35](#) on September 28, 2004. The lands that are encompassed by the District are located in Sumter County and consist of approximately 976 acres.

Since 2012, all supervisors in District No. 7 have been elected by 'qualified electors' (registered voters) residing in the District. They are elected on a non-partisan basis on the general election ballot.



District 7 Meeting Schedule

District 7 meets on the Thursday before the third Friday of the month at 8:00 AM.

Board Meetings are held at Seabreeze Recreation located at 2384 Buena Vista Boulevard, The Villages, Florida.

Facts

- Established on September 28, 2004
- Total Acres – 976
- Standard Home Sites – 3,515
- Villa Home Sites – 1,250
- Total Home Sites – 4,765

District 7 ARC & Deed Compliance Data for FY21-22

Architectural Review Applications	Deed Compliance Complaints
406	232

District 7 Board Meeting Data for FY21-22

Length of Meetings (Hours)	Minute Prep. (Hours)	Number of Meetings	Agenda Prep. (Hours)	Hours expended by Clerk's Office
22.1	56	16	40	134.1

DISTRICT 7

BOARD OF SUPERVISORS



Seat 4
JERRY VICENTI
CHAIR

908-705-1857
jerry.vicenti@districtgov.org



Seat 3
STEVE LAPP
VICE CHAIR

352-630-5323
steve.lapp@districtgov.org



Seat 1
DARYL KLINKO

248-464-0655
daryl.klinko@districtgov.org



Seat 2
JUDI-ANN
RUTHERFORD

678-431-1452
Judi-Ann.Rutherford@districtgov.org



Seat 5
ED COLEMAN

352-751-3939
ed.coleman@districtgov.org

DISTRICT 7 FINANCIALS

BALANCE SHEET

	<u>General</u>	<u>Debt Service</u>	<u>Total</u>
Assets:			
Cash and cash equivalents	\$ 2,550,104	1,626,291	4,176,395
Investments	2,802,320	-	2,802,320
Accounts receivable, other	31	-	31
Accrued interest receivable	-	3,594	3,594
Assessment receivables	-	38,284,872	38,284,872
Total assets	<u>5,352,455</u>	<u>39,914,757</u>	<u>45,267,212</u>
Liabilities:			
Accounts payable	26,961	-	26,961
Due to other governments	110	-	110
Total liabilities	<u>27,071</u>	<u>-</u>	<u>27,071</u>
Deferred inflows of resources:			
Unavailable special assessment revenue	-	38,284,872	38,284,872
Fund balances:			
Restricted for debt service	-	1,629,885	1,629,885
Restricted for capital projects	1,914,809	-	1,914,809
Committed for renewal and replacement	2,187,606	-	2,187,606
Unassigned	1,222,969	-	1,222,969
Total fund balances	<u>5,325,384</u>	<u>1,629,885</u>	<u>6,955,269</u>
Total liabilities and fund balances	<u>\$ 5,352,455</u>	<u>39,914,757</u>	<u>45,267,212</u>

STATEMENT OF ACTIVITIES

<u>Functions/Programs</u>	<u>Expenses</u>	<u>Program revenues</u>			<u>Net (expense) revenue and changes in net assets</u>	
		<u>Charges for services</u>	<u>Operating grants & contributions</u>	<u>Capital grants & contributions</u>	<u>Governmental activities</u>	<u>Total</u>
Governmental activities:						
General government services	\$ 454,878	3,811,985	-	-	3,357,107	3,357,107
Physical environment	1,519,515	-	-	-	(1,519,515)	(1,519,515)
Transportation	114,563	-	-	-	(114,563)	(114,563)
Interest on long-term debt	1,537,537	-	-	-	(1,537,537)	(1,537,537)
Depreciation (unallocated)	2,211,503	-	-	-	(2,211,503)	(2,211,503)
Total governmental activities	<u>\$ 5,837,996</u>	<u>3,811,985</u>	<u>-</u>	<u>-</u>	<u>(2,026,011)</u>	<u>(3,955,865)</u>
Total primary government	<u>5,837,996</u>	<u>3,811,985</u>	<u>-</u>	<u>-</u>	<u>(2,026,011)</u>	<u>(2,026,011)</u>
General revenues:						
Other revenue					1,634	1,634
Investment earnings (losses)					(187,172)	(187,172)
Total general revenues					<u>(185,538)</u>	<u>(185,538)</u>
Change in net position					(2,211,549)	(2,211,549)
Net position – beginning					64,285,976	64,285,976
Net position – ending					<u>\$ 62,074,427</u>	<u>\$ 62,074,427</u>

District 8



District 8 General Information

Village Community Development District No. 8 was established pursuant to the provisions of Florida Statutes Chapter 190 and [Sumter County Ordinance 04-36](#) on September 28, 2004. The lands that are encompassed by the District are located in Sumter County and consist of approximately 1,098 acres.



Since 2012, all supervisors in District No. 8 have been elected by 'qualified electors' (registered voters) residing in the District. They are elected on a non-partisan basis on the general election ballot.

Facts

- Established on **September 28, 2004**
- Total Acres – **1,098**
- Standard Home Sites – **2,958**
- Villa Home Sites – **2,004**
- Premier Home Sites – **231**
- Total Home Sites – **5,193**

District 8 Meeting Schedule

.....

District 8 meets on the third Friday of the month (first Friday of the month during December) at 11:00 AM.

Board Meetings are held at Seabreeze Recreation located at 2384 Buena Vista Boulevard, The Villages, Florida.

District 8 ARC & Deed Compliance Data for FY21-22

Architectural Review Applications	Deed Compliance Complaints
356	231

District 8 Board Meeting Data for FY21-22

Length of Meetings (Hours)	Minute Prep. (Hours)	Number of Meetings	Agenda Prep. (Hours)	Hours expended by Clerk's Office
15.3	45.5	13	32.5	106.3

DISTRICT 8

BOARD OF SUPERVISORS



Seat 3
LARRY McMURRY
CHAIR

352-566-8373
larry.mcmurry@districtgov.org



Seat 5
PHIL WALKER
VICE CHAIR

352-753-8618
phil.walker@districtgov.org



Seat 1
DENNIS HAYES

352-633-0750
dennis.hayes@districtgov.org



Seat 2
SAL TORNAME

352-350-2218
sal.torname@districtgov.org



Seat 4
DUANE JOHNSON

507-421-5273
duane.johnson@districtgov.org

DISTRICT 8 FINANCIALS

BALANCE SHEET

	<u>General</u>	<u>Debt Service</u>	<u>Total</u>
Assets:			
Cash and cash equivalents	\$ 5,227,608	2,321,253	7,548,861
Investments	5,239,395	-	5,239,395
Accrued interest receivable	-	4,970	4,970
Assessments receivable	-	50,464,462	50,464,462
Accounts receivable	19	-	19
Total assets	<u>10,467,022</u>	<u>52,790,685</u>	<u>63,257,707</u>
Liabilities:			
Accounts payable	34,492	-	34,492
Due to other governments	160	-	160
Total liabilities	<u>34,652</u>	<u>-</u>	<u>34,652</u>
Deferred inflows of resources:			
Unavailable special assessment revenue	-	50,464,462	50,464,462
Fund balances:			
Restricted for debt service	-	2,326,223	2,326,223
Restricted for capital projects	1,345,266	-	1,345,266
Committed for renewal and replacement	5,880,183	-	5,880,183
Unassigned	3,206,921	-	3,206,921
Total fund balances	<u>10,432,370</u>	<u>2,326,223</u>	<u>12,758,593</u>
Total liabilities and fund balances	<u>\$ 10,467,022</u>	<u>52,790,685</u>	<u>63,257,707</u>

STATEMENT OF ACTIVITIES

<u>Functions/Programs</u>	<u>Expenses</u>	<u>Program revenues</u>			<u>Net (expense) revenue and changes in net assets</u>	
		<u>Charges for services</u>	<u>Operating grants & contributions</u>	<u>Capital grants & contributions</u>	<u>Governmental activities</u>	<u>Total</u>
Governmental activities:						
General government services	\$ 484,897	5,083,642	-	-	4,598,745	4,598,745
Physical environment	1,814,731	-	-	-	(1,814,731)	(1,814,731)
Transportation	147,567	-	-	-	(147,567)	(147,567)
Interest on long-term debt	1,834,769	-	-	-	(1,834,769)	(1,834,769)
Depreciation (unallocated)	2,469,323	-	-	-	(2,469,323)	(2,469,323)
Total governmental activities	<u>\$ 6,751,287</u>	<u>5,083,642</u>	<u>-</u>	<u>-</u>	<u>(1,667,645)</u>	<u>(1,667,645)</u>
Total primary government	<u>6,751,287</u>	<u>5,083,642</u>	<u>-</u>	<u>-</u>	<u>(1,667,645)</u>	<u>(1,667,645)</u>
General revenues:						
Other revenue					3,011	3,011
Investment earnings (losses)					(283,791)	(283,791)
Total general revenues					<u>(280,780)</u>	<u>(280,780)</u>
Change in net position					(1,948,425)	(1,948,425)
Net position – beginning					81,761,870	81,761,870
Net position – ending					<u>\$ 79,813,445</u>	<u>79,813,445</u>

District 9

The Villages®
Community Development Districts
District 9

District 9 General Information

Village Community Development District No. 9 was established pursuant to the provisions of Florida Statutes Chapter 190 and [Sumter County Ordinance 04-37](#) on September 28, 2004. The lands that are encompassed by the District are located in Sumter County and consist of approximately 1,285.7 acres.

In 2016, the final land owner seat transitioned to a qualified elector seat. From that point moving forward, all supervisors in District No. 9 have been elected by 'qualified electors' (registered voters) residing in the District. They are elected on a non-partisan basis on the general election ballot.



District 9 Meeting Schedule

District 9 meets on the Thursday before the third Friday of the month 1:30 PM.

Board Meetings are held at Seabreeze Recreation located at 2384 Buena Vista Boulevard, The Villages, Florida.

Facts

- Established on September 28, 2004
- Total Acres – 1,285.7
- Standard Home Sites – 3,924
- Villa Home Sites – 1,282
- Premier Home Sites – 203
- Total Home Sites – 5,409

District 9 ARC & Deed Compliance Data for FY21-22

Architectural Review Applications	Deed Compliance Complaints
363	182

District 9 Board Meeting Data for FY21-22

Length of Meetings (Hours)	Minute Prep. (Hours)	Number of Meetings	Agenda Prep. (Hours)	Hours expended by Clerk's Office
9.5	45.5	13	32.5	100.5

DISTRICT 9

BOARD OF SUPERVISORS



Seat 2
JACK REIMER
CHAIR

352-751-6846
jack.reimer@districtgov.org



Seat 4
DON HICKMAN
VICE CHAIR

352-430-1182
don.hickman@districtgov.org



Seat 1
MICHAEL DOLLARD

585-315-8338
michael.dollard@districtgov.org



Seat 3
DAN RUEHL

703-887-2643
dan.ruehl@districtgov.org



Seat 5
STEVE BROWN

352-633-6073
steve.brown@districtgov.org

DISTRICT 9 FINANCIALS

BALANCE SHEET

	<u>General</u>	<u>Debt Service</u>	<u>Capital Projects</u>	<u>Total</u>
Assets:				
Cash and cash equivalents	\$ 8,987,475	1,737,696	-	10,725,171
Investments	8,189,081	-	-	8,189,081
Due from other funds	10,279	-	-	10,279
Accrued interest and other receivables	29	3,652	-	3,681
Assessment receivable	-	61,446,310	-	61,446,310
Total assets	<u>17,186,864</u>	<u>63,187,658</u>	<u>-</u>	<u>80,374,522</u>
Liabilities:				
Accounts payable	32,331	-	-	32,331
Due to other funds	-	10,279	-	10,279
Due to other governments	70	-	-	70
Due to developer	-	88,857	-	88,857
Total liabilities	<u>32,401</u>	<u>99,136</u>	<u>-</u>	<u>131,537</u>
Deferred inflows of resources:				
Unavailable special assessment revenue	-	61,446,309	-	61,446,309
Fund balances:				
Restricted for debt service	-	1,642,213	-	1,642,213
Committed for renewal and replacement	15,682,077	-	-	15,682,077
Committed for working capital	1,269,372	-	-	1,269,372
Unassigned	203,014	-	-	203,014
Total fund balance	<u>17,154,463</u>	<u>1,642,213</u>	<u>-</u>	<u>18,796,676</u>
Total liabilities and fund balances	\$ <u>17,186,864</u>	<u>63,187,658</u>	<u>-</u>	<u>80,374,522</u>

STATEMENT OF ACTIVITIES

<u>Functions/Programs</u>	<u>Expenses</u>	<u>Program revenues</u>			<u>Net (expense) revenue and changes in net assets</u>	
		<u>Charges for services</u>	<u>Operating grants & contributions</u>	<u>Capital grants & contributions</u>	<u>Governmental activities</u>	<u>Total</u>
Governmental activities:						
General government services	\$ 652,155	5,632,016	-	-	4,979,861	4,979,861
Physical environment	1,977,969	-	-	-	(1,977,969)	(1,977,969)
Transportation	145,095	-	-	-	(145,095)	(145,095)
Interest on long-term debt	2,227,260	-	-	-	(2,227,260)	(2,227,260)
Depreciation (unallocated)	2,614,695	-	-	-	(2,614,695)	(2,614,695)
Total governmental activities	<u>\$ 7,617,174</u>	<u>5,632,016</u>	<u>-</u>	<u>-</u>	<u>(1,985,158)</u>	<u>(1,985,158)</u>
Total primary government	<u>7,617,174</u>	<u>5,632,016</u>	<u>-</u>	<u>-</u>	<u>(1,985,158)</u>	<u>(1,985,158)</u>
General revenues:						
Other revenue					1,373	1,373
Investment earnings (losses)					(489,760)	(489,760)
Total general revenues					<u>(488,387)</u>	<u>(488,387)</u>
Change in net position					<u>(2,473,545)</u>	<u>(2,473,545)</u>
Net position – beginning					<u>101,214,253</u>	<u>101,214,253</u>
Net position – ending				\$	<u>98,740,708</u>	<u>98,740,708</u>

District 10



District 10 General Information

Village Community Development District No. 10 was established pursuant to the provisions of Florida Statutes Chapter 190 and [Sumter County Ordinance 04-38](#) on September 28, 2004. The lands that are encompassed by the District are located in Sumter County and consist of approximately 1,588 acres.

Since 2018, all supervisors in District No. 10 have been elected by 'qualified electors' (registered voters) residing in the District.

They are elected on a non-partisan basis on the general election ballot.



District 10 Meeting Schedule

.....

District 10 meets on the Thursday before the third Friday of the month at 3:00 PM.

Board Meetings are held at Seabreeze Recreation located at 2384 Buena Vista Boulevard, The Villages, Florida.

Facts

- Established on September 28, 2004
- Total Acres – 1,588
- Standard Home Sites – 5,004
- Villa Home Sites – 1,388
- Premier Home Sites – 247
- Total Home Sites – 6,639

District 10 ARC & Deed Compliance Data for FY21-22

Architectural Review Applications	Deed Compliance Complaints
734	320

District 10 Board Meeting Data for FY21-22

Length of Meetings (Hours)	Minute Prep. (Hours)	Number of Meetings	Agenda Prep. (Hours)	Hours expended by Clerk's Office
13.7	49	14	35	111.7

DISTRICT 10

BOARD OF SUPERVISORS



Seat 2
JACK MILLER
CHAIR

704-280-6115
john.miller@districtgov.org



Seat 5
CHRISTINE BRADSHAW
VICE CHAIR

352-418-7999
chris.bradshaw@districtgov.org



Seat 3
HOLLY BELL

352-751-3939
holly.bell@districtgov.org



Seat 4
STEVE BOVA

314-443-3529
steve.bova@districtgov.org



Seat 1
JIM BOYD

850-567-2630
jim.boyd@districtgov.org

DISTRICT 10 FINANCIALS

BALANCE SHEET

	<u>General</u>	<u>Debt Service</u>	<u>Capital Projects</u>	<u>Total</u>
Assets:				
Cash and cash equivalents	\$ 2,213,419	7,867,707	-	10,081,126
Investments	3,036,511	-	-	3,036,511
Accounts receivable, other	17	-	-	17
Due from other funds	-	18,905	-	18,905
Accrued interest receivable	-	16,818	6	16,824
Assessment receivable	-	97,540,002	-	97,540,002
Total assets	<u>5,249,947</u>	<u>105,443,432</u>	<u>6</u>	<u>110,693,385</u>
Liabilities:				
Accounts payable	12,908	-	-	12,908
Due to other funds	18,905	-	-	18,905
Due to other governments	150	-	-	150
Due to developer	-	3,870,499	-	3,870,499
Total liabilities	<u>31,963</u>	<u>3,870,499</u>	<u>-</u>	<u>3,902,462</u>
Deferred inflows of resources:				
Unavailable special assessment revenue	-	97,540,002	-	97,540,002
Fund balances:				
Restricted for debt service	-	4,032,931	-	4,032,931
Restricted for capital projects	-	-	6	6
Committed for renewal and replacement	3,866,815	-	-	3,866,815
Unassigned	1,351,169	-	-	1,351,169
Total fund balance	<u>5,217,984</u>	<u>4,032,931</u>	<u>6</u>	<u>9,250,921</u>
Total liabilities and fund balances	<u>\$ 5,249,947</u>	<u>105,443,432</u>	<u>6</u>	<u>110,693,385</u>

STATEMENT OF ACTIVITIES

<u>Functions/Programs</u>	<u>Expenses</u>	<u>Program revenues</u>			<u>Net (expense) revenue and changes in net assets</u>	
		<u>Charges for services</u>	<u>Operating grants & contributions</u>	<u>Capital grants & contributions</u>	<u>Governmental activities</u>	<u>Total</u>
Governmental activities:						
General government services	\$ 892,100	9,267,213	-	75,938	8,451,051	8,451,051
Physical environment	2,570,731	-	-	-	(2,570,731)	(2,570,731)
Transportation	180,871	-	-	-	(180,871)	(180,871)
Interest on long-term debt	5,212,834	-	-	-	(5,212,834)	(5,212,834)
Depreciation (unallocated)	3,469,471	-	-	-	(3,469,471)	(3,469,471)
Total governmental activities	<u>\$ 12,326,007</u>	<u>9,267,213</u>	<u>-</u>	<u>75,938</u>	<u>(2,982,856)</u>	<u>(2,982,856)</u>
Total primary government	<u>12,326,007</u>	<u>9,267,213</u>	<u>-</u>	<u>75,938</u>	<u>(2,982,856)</u>	<u>(2,982,856)</u>
General revenues:						
Other revenue					580	580
Investment earnings (losses)					(85,240)	(85,240)
Total general revenues					<u>(84,660)</u>	<u>(84,660)</u>
Change in net position					(3,067,516)	(3,067,516)
Net position – beginning					126,852,159	126,852,159
Net position – ending					<u>\$ 123,784,643</u>	<u>\$ 123,784,643</u>

District 11

The Villages®
Community Development Districts
District 11

District 11 General Information

Village Community Development District No. 11 was established pursuant to the provisions of Florida Statutes Chapter 190 and [Fruitland Park Ordinance No. 2014-014](#) on May 22, 2014. The lands that are encompassed by the District are located in the City of Fruitland Park, FL and consist of approximately 693 acres.

The Board of Supervisors is currently comprised of three landowner seats and two qualified seats, which means that

three supervisors were elected by landowner votes (one vote per acre or part thereof). They are elected on a non-partisan basis on the general election ballot.



Facts

- Established on May 22, 2014
- Total Acres – 693
- Standard Home Sites – 1,732
- Villa Home Sites – 191
- Premier Home Sites – 132
- Total Home Sites – 2,055

District 11 Meeting Schedule

District 11 meets on the Thursday before the third Friday of the month at 10:00 AM.

Board Meetings are held at Seabreeze Recreation located at 2384 Buena Vista Boulevard, The Villages, Florida.

District 11 ARC & Deed Compliance Data for FY21-22

Architectural Review Applications	Deed Compliance Complaints
318	95

District 11 Board Meeting Data for FY21-22

Length of Meetings (Hours)	Minute Prep. (Hours)	Number of Meetings	Agenda Prep. (Hours)	Hours expended by Clerk's Office
8.2	38.5	11	27.5	85.2

DISTRICT 11

BOARD OF SUPERVISORS



Seat 4
DON BROZICK
CHAIR

804-690-7343
don.brozick@districtgov.org



Seat 5
PHIL GRAYBER
VICE CHAIR

863-840-4404
phil.grayber@districtgov.org



Seat 1
JAN COLLINS

813-486-1985
jan.collins@districtgov.org



Seat 2
JIM COVERT

321-402-8404
jim.covert@districtgov.org



Seat 3
PATTY HOXIE

847-707-2360
patty.hoxie@districtgov.org

DISTRICT 11 FINANCIALS

BALANCE SHEET

	<u>General</u>	<u>Debt Service</u>	<u>Capital Projects</u>	<u>Total</u>
Assets:				
Cash and cash equivalents	\$ 1,889,552	4,765,862	8	6,655,422
Investments	792,559	-	-	792,559
Accounts receivable, other	8	-	-	8
Due from other governments	18,610	-	-	18,610
Due from other funds	-	12,849	-	12,849
Accrued interest receivable	-	15,680	5	15,685
Assessment receivable	-	41,504,040	-	41,504,040
Total assets	<u>2,700,729</u>	<u>46,298,431</u>	<u>13</u>	<u>48,999,173</u>
Liabilities:				
Accounts payable	4,293	-	-	4,293
Due to other funds	12,849	-	-	12,849
Due to other governments	185	-	-	185
Due to developer	-	2,894,929	-	2,894,929
Total liabilities	<u>17,327</u>	<u>2,894,929</u>	<u>-</u>	<u>2,912,256</u>
Deferred inflows of resources:				
Unavailable special assessment revenue	-	41,504,040	-	41,504,040
Fund balances:				
Restricted for debt service	-	1,899,462	-	1,899,462
Restricted for capital improvements	-	-	13	13
Committed for renewal and replacement	1,700,000	-	-	1,700,000
Unassigned	983,402	-	-	983,402
Total fund balance	<u>2,683,402</u>	<u>1,899,462</u>	<u>1</u>	<u>4,582,877</u>
Total liabilities and fund balances	<u>\$ 2,700,729</u>	<u>46,298,431</u>	<u>1</u>	<u>48,999,173</u>

STATEMENT OF ACTIVITIES

<u>Functions/Programs</u>	<u>Expenses</u>	<u>Program revenues</u>			<u>Net (expense) revenue and changes in net assets</u>	
		<u>Charges for services</u>	<u>Operating grants & contributions</u>	<u>Capital grants & contributions</u>	<u>Governmental activities</u>	<u>Total</u>
Governmental activities:						
General government services	\$ 256,177	3,312,165	-	-	3,055,988	3,055,988
Physical environment	792,134	-	-	-	(792,134)	(792,134)
Transportation	64,151	-	-	-	(64,151)	(64,151)
Interest on long-term debt	1,848,022	-	-	-	(1,848,022)	(1,848,022)
Depreciation (unallocated)	1,310,742	-	-	-	(1,310,742)	(1,310,742)
Total governmental activities	<u>\$ 4,271,226</u>	<u>3,312,165</u>	<u>-</u>	<u>-</u>	<u>(959,061)</u>	<u>(959,061)</u>
Total primary government	<u>4,271,226</u>	<u>3,312,165</u>	<u>-</u>	<u>-</u>	<u>(959,061)</u>	<u>(959,061)</u>
General revenues:						
Other revenue					57	57
Investment earnings (losses)					(17,713)	(17,713)
Total general revenues					<u>(17,656)</u>	<u>(17,656)</u>
Change in net position					(976,717)	(976,717)
Net position – beginning					53,293,035	53,293,035
Net position – ending					<u>\$ 52,316,318</u>	<u>\$ 52,316,318</u>

District 12



District 12 General Information

Village Community Development District No. 12 was initially established as Wildwood Springs Community Development District pursuant to the provisions of Florida Statutes Chapter 190 and [City of Wildwood Ordinance No. O2011-9](#) on September 13, 2011. On July 11, 2016 the City of Wildwood adopted [Ordinance No. O2016-27](#) which legally changed the name to Village Community Development District No. 12 and amended the existing boundaries.

Since November 2022, all supervisors in District No. 12 have been elected by 'qualified electors' (registered voters) residing in the District. They are elected on a non-partisan basis on the general election ballot.



District 12 Meeting Schedule

.....

District 12 meets on the Thursday before the second Friday of the month at 9:30 AM.

Board Meetings are held at Everglades Recreation located at 5497 Marsh Bend Trail, The Villages, Florida.

Facts

- Established on **September 13, 2011**
- Total Acres – 1,482.92
- Standard Home Sites – 3,468
- Villa Home Sites – 2,732
- Total Home Sites – 6,200

District 12 ARC & Deed Compliance Data for FY21-22

Architectural Review Applications	Deed Compliance Complaints
1,407	507

District 12 Board Meeting Data for FY21-22

Length of Meetings (Hours)	Minute Prep. (Hours)	Number of Meetings	Agenda Prep. (Hours)	Hours expended by Clerk's Office
7.6	35	10	25	77.6

DISTRICT 12

BOARD OF SUPERVISORS



Seat 3
JON ROUDABUSH
CHAIR

310-347-6980
jon.roudabush@districtgov.org



Seat 2
RON McMAHON
VICE CHAIR

518-527-3914
ron.mcmahon@districtgov.org



Seat 1
DAVID ROBBINS

978-500-9475
david.robbins@districtgov.org



Seat 4
PHIL MONTALVO

217-494-1747
phil.montalvo@districtgov.org



Seat 5
DONALD LEVENS

612-247-1509
donald.levens@districtgov.org

DISTRICT 12 FINANCIALS

BALANCE SHEET

	<u>General</u>	<u>Debt Service</u>	<u>Capital Projects</u>	<u>Total</u>
Assets:				
Cash and cash equivalents	\$ 3,036,584	10,579,310	-	13,615,894
Investments	1,056,320	-	-	1,056,320
Accounts receivable, other	8	-	-	8
Due from other funds	4,579	91,957	-	96,536
Accrued interest receivable	-	22,617	25	22,642
Assessment receivable	-	134,826,935	-	134,826,935
Total assets	<u>4,097,491</u>	<u>145,520,819</u>	<u>25</u>	<u>149,618,335</u>
Liabilities:				
Accounts payable	18,517	-	-	18,517
Due to other funds	91,957	4,579	-	96,536
Due to other governments	300	-	-	300
Due to developer	-	8,073,081	-	8,073,081
Total liabilities	<u>110,774</u>	<u>8,077,660</u>	<u>-</u>	<u>8,188,434</u>
Deferred inflows of resources:				
Unavailable special assessment revenue	-	134,826,935	-	134,826,935
Fund balances:				
Restricted for debt service	-	2,616,224	-	2,616,224
Committed for renewal and replacement	1,200,000	-	-	1,200,000
Unassigned	2,786,717	-	25	2,786,742
Total fund balance	<u>3,986,717</u>	<u>2,616,224</u>	<u>25</u>	<u>6,602,966</u>
Total liabilities and fund balances	<u>\$ 4,097,491</u>	<u>145,520,819</u>	<u>25</u>	<u>149,618,335</u>

STATEMENT OF ACTIVITIES

<u>Functions/Programs</u>	<u>Expenses</u>	<u>Program revenues</u>			<u>Net (expense) revenue and changes in net assets</u>	
		<u>Charges for services</u>	<u>Operating grants & contributions</u>	<u>Capital grants & contributions</u>	<u>Governmental activities</u>	<u>Total</u>
Governmental activities:						
General government services	\$ 791,656	9,426,524	-	-	8,634,868	8,634,868
Physical environment	2,562,442	-	-	-	(2,562,442)	(2,562,442)
Transportation	5,287	-	-	-	(5,287)	(5,287)
Interest on long-term debt	5,584,196	-	-	-	(5,584,196)	(5,584,196)
Depreciation (unallocated)	3,613,436	-	-	-	(3,613,436)	(3,613,436)
Total governmental activities	<u>\$ 12,557,017</u>	<u>9,426,524</u>	<u>-</u>	<u>-</u>	<u>(3,130,493)</u>	<u>(3,130,493)</u>
Total primary government	<u>12,557,017</u>	<u>9,426,524</u>	<u>-</u>	<u>-</u>	<u>(3,130,493)</u>	<u>(3,130,493)</u>
General revenues:						
Other revenue					144	144
Investment earnings (losses)					1,154	1,154
Total general revenues					<u>1,298</u>	<u>1,298</u>
Change in net position					<u>(3,129,195)</u>	<u>(3,129,195)</u>
Net position – beginning					<u>163,168,621</u>	<u>163,168,621</u>
Net position – ending					<u>\$ 160,039,426</u>	<u>\$ 160,039,426</u>

District 13



District 13 General Information

Village Community Development District No. 13 was established pursuant to the provisions of Florida Statutes Chapter 190 and [City of Wildwood Ordinance No. O2018-26](#) on June 11, 2018. The lands that are encompassed by the District are located in the City of Wildwood, FL and consist of approximately 3,004 acres.

The Board of Supervisors is currently comprised of three landowner seats and two qualified seats, which means that three supervisors were elected by landowner votes (one vote per acre or part thereof). They are elected on a non-partisan basis on the general election ballot.



District 13 Meeting Schedule

.....

District 13 meets on the Thursday before the second Friday of the month at 11:00 AM.

Board Meetings are held at Everglades Recreation located at 5497 Marsh Bend Trail, The Villages, Florida.

Facts

- Established on **June 11, 2018**
- Total Acres – **3,004**
- Standard Home Sites – **3,347**
- Villa Home Sites – **2,311**
- Total Home Sites – **5,658**

District 13 ARC & Deed Compliance Data for FY21-22

Architectural Review Applications	Deed Compliance Complaints
2,474	276

District 13 Board Meeting Data for FY21-22

Length of Meetings (Hours)	Minute Prep. (Hours)	Number of Meetings	Agenda Prep. (Hours)	Hours expended by Clerk's Office
3.8	45.5	13	32.5	94.8

DISTRICT 13

BOARD OF SUPERVISORS



Seat 1
KAREN CREWS
CHAIR

352-750-9455
karen.crews@districtgov.org



Seat 2
BRAD WEBER
VICE CHAIR

352-751-2100
brad.weber@districtgov.org



Seat 3
DANNY GRAHAM

352-753-6668
danny.graham@districtgov.org



Seat 4
BOBBY GULATI

352-753-4502
bobby.gulati@districtgov.org



Seat 5
MIKE HOOPFER

352-753-6654
mike.hoopfer@districtgov.org

DISTRICT 13 FINANCIALS

BALANCE SHEET

	<u>General</u>	<u>Debt Service</u>	<u>Capital Projects</u>	<u>Total</u>
Assets:				
Cash and cash equivalents	\$ 940,209	14,921,213	-	15,861,422
Accounts receivable, other	45	-	-	45
Prepaid Expenses	63,538	-	-	63,538
Due from other funds	-	20,894	-	20,894
Accrued interest receivable	-	31,905	40	31,945
Assessment receivable	-	240,338,999	-	240,338,999
Total assets	<u>1,003,792</u>	<u>255,313,011</u>	<u>40</u>	<u>256,316,843</u>
Liabilities:				
Accounts payable	8,686	-	-	8,686
Due to other funds	20,894	-	-	20,894
Due to other governments	220	-	-	220
Due to developer	-	10,425,872	-	10,425,872
Total liabilities	<u>29,800</u>	<u>10,425,872</u>	<u>-</u>	<u>10,455,672</u>
Deferred inflows of resources:				
Unavailable special assessment revenue	-	240,338,999	-	240,338,999
Fund balances:				
Restricted for debt service	-	4,548,140	-	4,548,140
Restricted for capital improvements	-	-	40	40
Unassigned	973,992	-	-	973,992
Total fund balance	<u>973,992</u>	<u>4,548,140</u>	<u>40</u>	<u>5,522,172</u>
Total liabilities and fund balances	<u>\$ 1,003,792</u>	<u>255,313,011</u>	<u>40</u>	<u>256,316,843</u>

STATEMENT OF ACTIVITIES

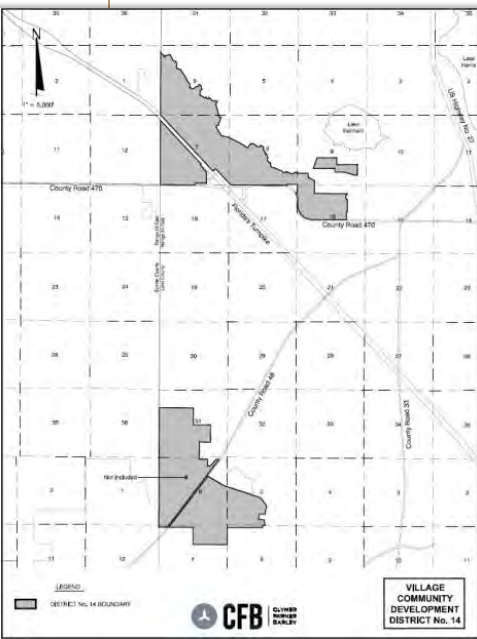
Functions/Programs	Expenses	Program revenues			Net (expense) revenue and changes in net assets	
		Charges for services	Operating grants & contributions	Capital grants & contributions	Governmental activities	Total
Governmental activities:						
General government services	\$ 1,332,331	86,098,058	-	-	84,765,727	84,765,727
Physical environment	1,817,343	-	-	-	(1,817,343)	(1,817,343)
Transportation	-	-	-	11,668,252	11,668,252	11,668,252
Interest on long-term debt	7,685,375	-	-	-	(7,685,375)	(7,685,375)
Depreciation (unallocated)	5,536,612	-	-	-	(5,536,612)	(5,536,612)
Total governmental activities	<u>\$ 16,371,661</u>	<u>86,098,058</u>	<u>-</u>	<u>11,668,252</u>	<u>81,394,649</u>	<u>81,394,649</u>
Total primary government	<u>16,371,661</u>	<u>86,098,058</u>	<u>-</u>	<u>11,668,252</u>	<u>81,394,649</u>	<u>81,394,649</u>
General revenues:						
Other revenue					104	104
Investment earnings (losses)					149,904	149,904
Total general revenues					<u>150,008</u>	<u>150,008</u>
Change in net position					81,544,657	81,544,657
Net position – beginning					218,829,551	218,829,551
Net position – ending					<u>\$ 300,374,208</u>	<u>\$ 300,374,208</u>

District 14



District 14 General Information

Village Community Development District No. 14 was established pursuant to the provisions of Florida Statutes Chapter 190 and [City of Leesburg Ordinance 21-30](#) on July 26, 2021. The lands that are encompassed by the District are located in the City of Leesburg, FL and consist of approximately 2499.60 acres.



The Board of Supervisors is currently comprised of five landowner seats, which means all five supervisors were elected by landowner votes (one vote per acre or part thereof). After six years of existence, and 250 registered voters residing in the District, the seats will transition in staggered terms to qualified seats. Once the transition begins, eventually all supervisors will be elected by ‘qualified electors’ (registered voters) residing in the District. They are elected on a non-partisan basis on the general election ballot.

District 14 Meeting Schedule

.....

District 14 meets on the Thursday before the second Friday of the month at 1:30 PM.

Board Meetings are held at Everglades Recreation located at 5497 Marsh Bend Trail, The Villages, Florida.

District 14 Board Meeting Data for FY21-22

Length of Meetings (Hours)	Minute Prep. (Hours)	Number of Meetings	Agenda Prep. (Hours)	Hours expended by Clerk's Office
1.5	31.5	9	22.5	64.5

DISTRICT 14

BOARD OF SUPERVISORS



Seat 1
DALE BORROWMAN
CHAIR

dale.borrowman@districtgov.org



Seat 3
CODY YODER
VICE CHAIR

cody.yoder@districtgov.org



Seat 2
ZANE EWTON

zane.ewton@districtgov.org



Seat 4
COLBY SHARP

colby.sharp@districtgov.org



Seat 5
AMANDA ISAACS

amanda.isaacs@districtgov.org

DISTRICT 14 FINANCIALS

BALANCE SHEET

	<u>General</u>	<u>Debt Service</u>	<u>Capital Projects</u>	<u>Total</u>
Assets:				
Cash and cash equivalents	\$ 860	9,342,002	55,430,010	64,772,872
Accounts receivable, other	4,494	-	-	4,494
Accrued interest receivable	-	19,397	143,284	162,681
Assessment receivable	-	122,890,000	-	122,890,000
Total assets	<u>5,354</u>	<u>132,251,399</u>	<u>55,573,294</u>	<u>187,830,047</u>
Liabilities:				
Accounts payable	1,569	-	-	1,569
Due to other governments	3,720	-	-	3,720
Total liabilities	<u>5,289</u>	<u>-</u>	<u>-</u>	<u>5,289</u>
Deferred inflows of resources:				
Unavailable special assessment revenue	-	122,890,000	-	122,890,000
Fund balances:				
Restricted for debt service	-	9,361,399	-	9,361,399
Restricted for capital improvements	-	-	55,573,294	55,573,294
Unassigned	65	-	-	65
Total fund balance	<u>65</u>	<u>9,361,399</u>	<u>55,573,294</u>	<u>64,934,758</u>
Total liabilities and fund balances	<u>\$ 5,354</u>	<u>132,251,399</u>	<u>55,573,294</u>	<u>187,830,047</u>

STATEMENT OF ACTIVITIES

<u>Functions/Programs</u>	<u>Expenses</u>	<u>Program revenues</u>			<u>Net (expense) revenue and changes in net assets</u>	
		<u>Charges for services</u>	<u>Operating grants & contributions</u>	<u>Capital grants & contributions</u>	<u>Governmental activities</u>	<u>Total</u>
Governmental activities:						
General government services	\$ 1,228,363	122,890,000	16,786	-	121,678,423	121,678,423
Transportation	-	-	-	3,709,103	3,709,103	3,709,103
Interest on long-term debt	1,632,805	-	-	-	(1,632,805)	(1,632,805)
Depreciation (unallocated)	714,832	-	-	-	(714,832)	(714,832)
Total governmental activities	<u>\$ 3,576,000</u>	<u>122,890,000</u>	<u>16,786</u>	<u>3,709,103</u>	<u>123,039,889</u>	<u>123,039,889</u>
Total primary government	<u>3,576,000</u>	<u>122,890,000</u>	<u>16,786</u>	<u>3,709,103</u>	<u>123,039,889</u>	<u>123,039,889</u>
General revenues:						
Other revenue					62	62
Investment earnings (losses)					442,832	442,832
Total general revenues					<u>442,894</u>	<u>442,894</u>
Change in net position					123,482,783	123,482,783
Net position – beginning					-	-
Net position – ending					<u>\$ 123,482,783</u>	<u>\$ 123,482,783</u>